

Product Datasheet

Thrombomodulin/BDCA-3 Antibody (THBD/1782) - Azide and BSA Free NBP2-54496-100ug

Unit Size: 100 ug

Store at -20 to -80C. Avoid freeze-thaw cycles.

www.novusbio.com



technical@novusbio.com

Protocols, Publications, Related Products, Reviews, Research Tools and Images at:
www.novusbio.com/NBP2-54496

Updated 10/23/2024 v.20.1

Earn rewards for product
reviews and publications.

Submit a publication at www.novusbio.com/publications

Submit a review at www.novusbio.com/reviews/destination/NBP2-54496



NBP2-54496-100ug

Thrombomodulin/BDCA-3 Antibody (THBD/1782) - Azide and BSA Free

Product Information	
Unit Size	100 ug
Concentration	1 mg/ml
Storage	Store at -20 to -80C. Avoid freeze-thaw cycles.
Clonality	Monoclonal
Clone	THBD/1782
Preservative	No Preservative
Isotype	IgG2a Kappa
Purity	Protein A or G purified
Buffer	10 mM PBS
Target Molecular Weight	100 kDa

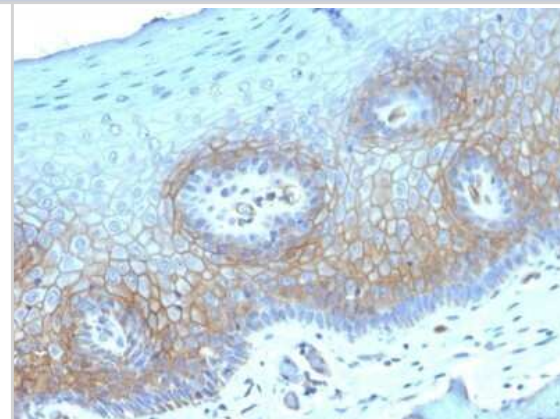
Product Description	
Description	1.0 mg/ml of antibody purified from Bioreactor Concentrate by Protein A/G. Prepared in 10mM PBS WITHOUT BSA & azide. Also available at 200 ug/ml WITH BSA & azide (NBP2-53273). Antibody with azide - store at 2 to 8C. Antibody without azide - store at -20 to -80C.
Host	Mouse
Gene ID	7056
Gene Symbol	THBD
Species	Human
Marker	Endothelial Cell Marker
Immunogen	Recombinant fragment (around aa 69-194) of human Thrombomodulin/BDCA-3 protein (exact sequence is proprietary) (Uniprot: P07204)

Product Application Details	
Applications	ELISA, Immunohistochemistry, Immunohistochemistry-Paraffin, Protein Array, CyTOF-ready
Recommended Dilutions	ELISA 2 - 4 ug/ml, Immunohistochemistry, Immunohistochemistry-Paraffin 1 - 2 ug/ml, Protein Array, CyTOF-ready
Application Notes	ELISA: Use Ab at 2-4ug/ml for coating. Order Ab without BSA. Immunohistochemistry (Formalin-fixed): 1-2ug/ml for 30 minutes at RT. Staining of formalin-fixed tissues is enhanced by heating tissue sections in 10mM Tris buffer with 1mM EDTA, pH 9.0, for 45 min at 95C followed by cooling at RT for 20 minutes. Optimal dilution for a specific application should be determined.

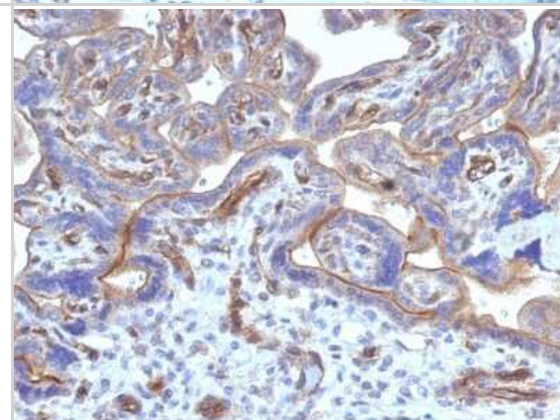


Images

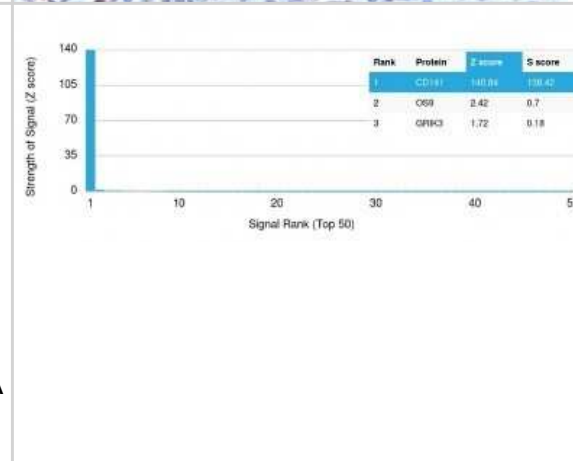
Immunohistochemistry-Paraffin: Thrombomodulin/BDCA-3 Antibody (THBD/1782) - Azide and BSA Free [NBP2-54496] - Formalin-fixed, paraffin-embedded human Cervical Carcinoma stained with Thrombomodulin/CD141 Monoclonal Antibody (THBD/1782).



Immunohistochemistry-Paraffin: Thrombomodulin/BDCA-3 Antibody (THBD/1782) - Azide and BSA Free [NBP2-54496] - Formalin-fixed, paraffin-embedded human Placenta stained with Thrombomodulin/CD141 Monoclonal Antibody (THBD/1782).



Protein Array: Thrombomodulin/BDCA-3 Antibody (THBD/1782) - Azide and BSA Free [NBP2-54496] - Analysis of Protein Array containing >19,000 full-length human proteins using Thrombomodulin/BDCA-3 Antibody (THBD/1782) Z- and S- Score: The Z-score represents the strength of a signal that a monoclonal antibody (MAb) (in combination with a fluorescently-tagged anti-IgG secondary antibody) produces when binding to a particular protein on the HuProt(TM) array. Z-scores are described in units of standard deviations (SDs) above the mean value of all signals generated on that array. If targets on HuProt(TM) are arranged in descending order of the Z-score, the S-score is the difference (also in units of SDs) between the Z-score. S-score therefore represents the relative target specificity of a MAb to its intended target. A MAb is considered to be specific to its intended target, if the MAb has an S-score of at least 2.5.





Novus Biologicals USA

10730 E. Briarwood Avenue
Centennial, CO 80112
USA
Phone: 303.730.1950
Toll Free: 1.888.506.6887
Fax: 303.730.1966
nb-customerservice@bio-techne.com

Bio-Techne Canada

21 Canmotor Ave
Toronto, ON M8Z 4E6
Canada
Phone: 905.827.6400
Toll Free: 855.668.8722
Fax: 905.827.6402
canada.inquires@bio-techne.com

Bio-Techne Ltd

19 Barton Lane
Abingdon Science Park
Abingdon, OX14 3NB, United Kingdom
Phone: (44) (0) 1235 529449
Free Phone: 0800 37 34 15
Fax: (44) (0) 1235 533420
info.EMEA@bio-techne.com

General Contact Information

www.novusbio.com
Technical Support: nb-technical@bio-techne.com
Orders: nb-customerservice@bio-techne.com
General: novus@novusbio.com

Products Related to NBP2-54496-100ug

HAF007	Goat anti-Mouse IgG Secondary Antibody [HRP]
NB720-B	Rabbit anti-Mouse IgG (H+L) Secondary Antibody [Biotin]
NBP1-96981-0.5mg	Mouse IgG2a Kappa Isotype Control (M2AK)
NBP1-88133PEP	Thrombomodulin/BDCA-3 Recombinant Protein Antigen

Limitations

This product is for research use only and is not approved for use in humans or in clinical diagnosis. Primary Antibodies are guaranteed for 1 year from date of receipt.

For more information on our 100% guarantee, please visit www.novusbio.com/guarantee

Earn gift cards/discounts by submitting a review: www.novusbio.com/reviews/submit/NBP2-54496

Earn gift cards/discounts by submitting a publication using this product:
www.novusbio.com/publications

