

# Product Datasheet

## CD31/PECAM-1 Antibody (C31/1395R) - Azide and BSA Free NBP2-54385-100ug

Unit Size: 100 ug

Store at -20 to -80C. Avoid freeze-thaw cycles.

[www.novusbio.com](http://www.novusbio.com)



[technical@novusbio.com](mailto:technical@novusbio.com)

Protocols, Publications, Related Products, Reviews, Research Tools and Images at:  
[www.novusbio.com/NBP2-54385](http://www.novusbio.com/NBP2-54385)

Updated 10/23/2024 v.20.1

Earn rewards for product  
reviews and publications.

Submit a publication at [www.novusbio.com/publications](http://www.novusbio.com/publications)

Submit a review at [www.novusbio.com/reviews/destination/NBP2-54385](http://www.novusbio.com/reviews/destination/NBP2-54385)



**NBP2-54385-100ug**

CD31/PECAM-1 Antibody (C31/1395R) - Azide and BSA Free

Product Information	
Unit Size	100 ug
Concentration	1 mg/ml
Storage	Store at -20 to -80C. Avoid freeze-thaw cycles.
Clonality	Monoclonal
Clone	C31/1395R
Preservative	No Preservative
Isotype	IgG
Purity	Protein A or G purified
Buffer	10 mM PBS
Target Molecular Weight	82.5 kDa


Product Description	
Description	1.0 mg/ml of antibody purified by Protein A/G. Prepared in 10mM PBS WITHOUT BSA & azide. Also available at 200 ug/ml WITH BSA & azide (NBP2-53340).  Antibody with azide - store at 2 to 8C. Antibody without azide - store at -20 to -80C.
Host	Rabbit
Gene ID	5175
Gene Symbol	PECAM1
Species	Human
Marker	Endothelial Cell Marker
Specificity/Sensitivity	CD31 (PECAM-1) is a transmembrane glycoprotein member of the immunoglobulin supergene family of adhesion molecules. CD31 is expressed by stem cells of the hematopoietic system and is primarily used to identify and concentrate these cells for experimental studies as well as for bone marrow transplantation. Anti-CD31 has shown to be highly specific and sensitive for vascular endothelial cells. Staining of nonvascular tumors (excluding hematopoietic neoplasms) is rare. CD31 monoclonal antibody reacts with normal, benign, and malignant endothelial cells which make up blood vessel lining. The level of CD31 expression can help to determine the degree of tumor angiogenesis, and a high level of CD31 expression may imply a rapidly growing tumor and potentially a predictor of tumor recurrence.
Immunogen	Recombinant full-length human CD31/PECAM-1 protein (Uniprot: P16284)

Product Application Details	
Applications	Western Blot, Immunohistochemistry-Paraffin, Flow Cytometry, Immunohistochemistry, Protein Array, CyTOF-ready
Recommended Dilutions	Western Blot, Flow Cytometry 0.5 - 1 ug/million cells, Immunohistochemistry, Immunohistochemistry-Paraffin 1 - 2 ug/ml, Protein Array, CyTOF-ready
Application Notes	Immunohistochemistry (Formalin-fixed): 1-2ug/ml for 30 minutes at RT. Staining of formalin-fixed tissues requires heating tissue sections in 10mM Tris with 1mM EDTA, pH 9.0, for 45 min at 95C followed by cooling at RT for 20 minutes. Optimal dilution for a specific application should be determined.

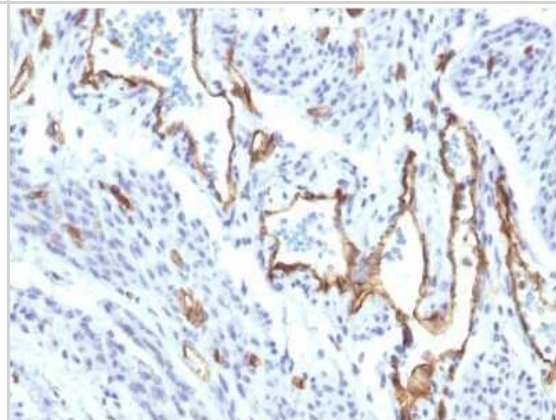


## Images

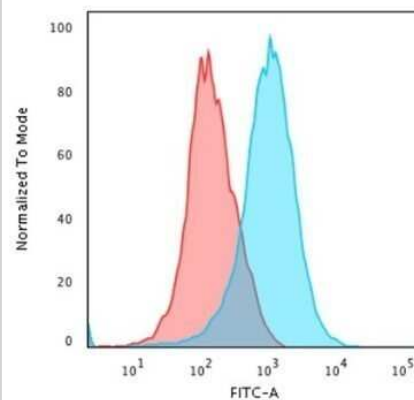
Western Blot: CD31/PECAM-1 Antibody (C31/1395R) - Azide and BSA Free [NBP2-54385] - Western Blot Analysis of human THP-1 cell lysate using CD31/PECAM-1 Antibody (C31/1395R) - Azide and BSA Free.



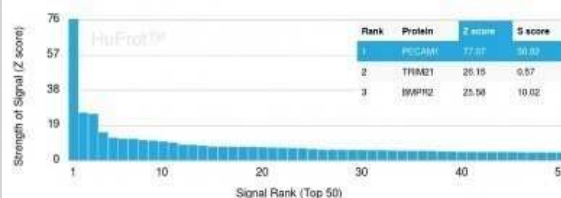
Immunohistochemistry-Paraffin: CD31/PECAM-1 Antibody (C31/1395R) - Azide and BSA Free [NBP2-54385] - Formalin-fixed, paraffin-embedded human Angiosarcoma stained with CD31/PECAM-1 Antibody (C31/1395R) - Azide and BSA Free.



Flow Cytometry: CD31/PECAM-1 Antibody (C31/1395R) - Azide and BSA Free [NBP2-54385] - Flow Cytometric Analysis of paraformaldehyde-fixed Jurkat cells using CD31/PECAM-1 Antibody (C31/1395R) - Azide and BSA Free. Followed by goat anti-rabbit- IgG-CF488 (Blue); Isotype Control (Red).



Protein Array: CD31/PECAM-1 Antibody (C31/1395R) - Azide and BSA Free [NBP2-54385] - Analysis of Protein Array containing more than 19,000 full-length human proteins using CD31/PECAM-1 Antibody (C31/1395R) - Azide and BSA Free. Z- and S- Score: The Z-score represents the strength of a signal that a monoclonal antibody (MAb) (in combination with a fluorescently-tagged anti-IgG secondary antibody) produces when binding to a particular protein on the HuProt(TM) array. Z-scores are described in units of standard deviations (SDs) above the mean value of all signals generated on that array. If targets on HuProt (TM) are arranged in descending order of the Z-score, the S-score is the difference (also in units of SDs) between the Z-score. S-score therefore represents the relative target specificity of a MAb to its intended target. A MAb is considered to specific to its intended target, if the MAb has an S-score of at least 2.5.





### **Novus Biologicals USA**

10730 E. Briarwood Avenue  
Centennial, CO 80112  
USA  
Phone: 303.730.1950  
Toll Free: 1.888.506.6887  
Fax: 303.730.1966  
nb-customerservice@bio-techne.com

### **Bio-Techne Canada**

21 Canmotor Ave  
Toronto, ON M8Z 4E6  
Canada  
Phone: 905.827.6400  
Toll Free: 855.668.8722  
Fax: 905.827.6402  
canada.inquires@bio-techne.com

### **Bio-Techne Ltd**

19 Barton Lane  
Abingdon Science Park  
Abingdon, OX14 3NB, United Kingdom  
Phone: (44) (0) 1235 529449  
Free Phone: 0800 37 34 15  
Fax: (44) (0) 1235 533420  
info.EMEA@bio-techne.com

### **General Contact Information**

www.novusbio.com  
Technical Support: nb-technical@bio-techne.com  
Orders: nb-customerservice@bio-techne.com  
General: novus@novusbio.com

### **Products Related to NBP2-54385-100ug**

---

HAF008	Goat anti-Rabbit IgG Secondary Antibody [HRP]
NB7160	Goat anti-Rabbit IgG (H+L) Secondary Antibody [HRP]
NBP2-24891	Rabbit IgG Isotype Control
NBP2-54655PEP	CD31/PECAM-1 Recombinant Protein Antigen

---

### **Limitations**

This product is for research use only and is not approved for use in humans or in clinical diagnosis. Primary Antibodies are guaranteed for 1 year from date of receipt.

For more information on our 100% guarantee, please visit [www.novusbio.com/guarantee](http://www.novusbio.com/guarantee)

Earn gift cards/discounts by submitting a review: [www.novusbio.com/reviews/submit/NBP2-54385](http://www.novusbio.com/reviews/submit/NBP2-54385)

Earn gift cards/discounts by submitting a publication using this product:  
[www.novusbio.com/publications](http://www.novusbio.com/publications)

