

Product Datasheet

H1F0 Antibody (r1415-1) - Azide and BSA Free NBP2-54303-100ug

Unit Size: 100 ug

Store at -20 to -80C. Avoid freeze-thaw cycles.

www.novusbio.com



technical@novusbio.com

Protocols, Publications, Related Products, Reviews, Research Tools and Images at:
www.novusbio.com/NBP2-54303

Updated 10/23/2024 v.20.1

Earn rewards for product
reviews and publications.

Submit a publication at www.novusbio.com/publications

Submit a review at www.novusbio.com/reviews/destination/NBP2-54303



NBP2-54303-100ug

H1F0 Antibody (r1415-1) - Azide and BSA Free

Product Information	
Unit Size	100 ug
Concentration	1 mg/ml
Storage	Store at -20 to -80C. Avoid freeze-thaw cycles.
Clonality	Monoclonal
Clone	r1415-1
Preservative	No Preservative
Isotype	IgG2a Kappa
Purity	Protein A or G purified
Buffer	10 mM PBS
Target Molecular Weight	30 kDa

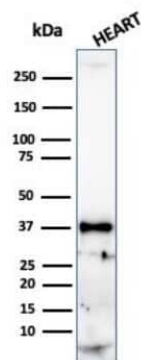
Product Description	
Description	1.0 mg/ml of recombinant monoclonal antibody purified by Protein A/G. Prepared in 10mM PBS WITHOUT BSA & azide. Also available at 200 ug/ml WITH BSA & azide (NBP2-53143). Antibody with azide - store at 2 to 8C. Antibody without azide - store at -20 to -80C.
Host	Mouse
Gene ID	3005
Gene Symbol	H1-0
Species	Human, Mouse, Rat
Marker	Pan Nuclear Marker
Immunogen	Recombinant full-length human H1F0 protein

Product Application Details	
Applications	Western Blot, Flow Cytometry, Immunocytochemistry/ Immunofluorescence, Immunohistochemistry, Immunohistochemistry-Paraffin, CyTOF-ready
Recommended Dilutions	Western Blot 1-2 ug/ml, Flow Cytometry 0.5 - 1 ug/million cells, Immunohistochemistry, Immunocytochemistry/ Immunofluorescence 0.5 - 1 ug/ml, Immunohistochemistry-Paraffin 0.5 - 1.0 ug/ml, CyTOF-ready
Application Notes	Immunohistochemistry (Formalin-fixed): 1-2ug/ml for 30 minutes at RT. Staining of formalin-fixed tissues requires heating tissue sections in 10mM Tris with 1mM EDTA, pH 9.0, for 45 min at 95C followed by cooling at RT for 20 minutes. Optimal dilution for a specific application should be determined.

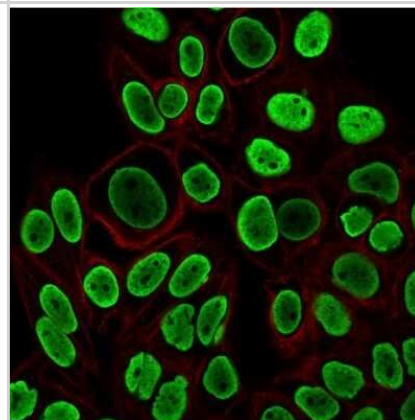


Images

Western Blot: H1F0 Antibody (r1415-1) - Azide and BSA Free [NBP2-54303] - Western Blot Analysis of human heart tissue lysate using H1F0 antibody (r1415-1).



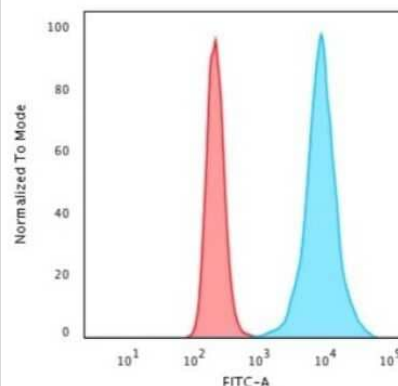
Immunocytochemistry/Immunofluorescence: H1F0 Antibody (r1415-1) - Azide and BSA Free [NBP2-54303] - Immunofluorescent staining of paraformaldehyde-fixed HeLa cells using followed by goat anti-Mouse IgG-CF488 (Green). Phalloidin (Red) is used to label cell membrane.



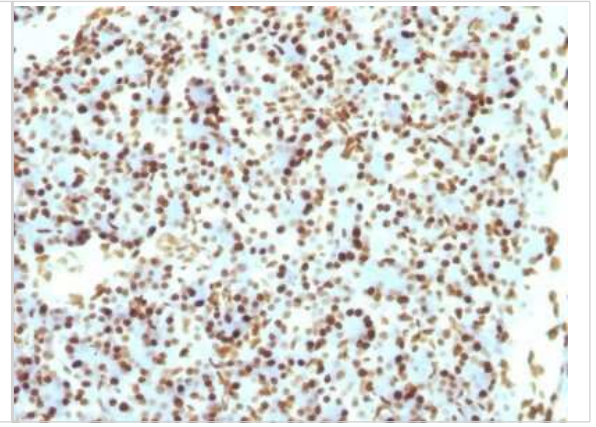
Immunohistochemistry-Paraffin: H1F0 Antibody (r1415-1) - Azide and BSA Free [NBP2-54303] - Formalin-fixed, paraffin-embedded human Tonsil stained with Histone H1 Mouse Recombinant Monoclonal Antibody (r1415-1)



Flow Cytometry: H1F0 Antibody (r1415-1) - Azide and BSA Free [NBP2-54303] - Flow Cytometric Analysis of HeLa cells. H1F0 Mouse Recombinant Monoclonal Antibody (r1415-1) followed by goat anti-mouse IgG-CF488 (Blue); Isotype Control (Red).



Immunohistochemistry-Paraffin: H1F0 Antibody (r1415-1) - Azide and BSA Free [NBP2-54303] - Formalin-fixed, paraffin-embedded Rat Pancreas stained with Histone H1 Mouse Recombinant Monoclonal Antibody (r1415-1)





Novus Biologicals USA

10730 E. Briarwood Avenue
Centennial, CO 80112
USA
Phone: 303.730.1950
Toll Free: 1.888.506.6887
Fax: 303.730.1966
nb-customerservice@bio-techne.com

Bio-Techne Canada

21 Canmotor Ave
Toronto, ON M8Z 4E6
Canada
Phone: 905.827.6400
Toll Free: 855.668.8722
Fax: 905.827.6402
canada.inquires@bio-techne.com

Bio-Techne Ltd

19 Barton Lane
Abingdon Science Park
Abingdon, OX14 3NB, United Kingdom
Phone: (44) (0) 1235 529449
Free Phone: 0800 37 34 15
Fax: (44) (0) 1235 533420
info.EMEA@bio-techne.com

General Contact Information

www.novusbio.com
Technical Support: nb-technical@bio-techne.com
Orders: nb-customerservice@bio-techne.com
General: novus@novusbio.com

Products Related to NBP2-54303-100ug

HAF007	Goat anti-Mouse IgG Secondary Antibody [HRP]
NB720-B	Rabbit anti-Mouse IgG (H+L) Secondary Antibody [Biotin]
NBP1-96981-0.5mg	Mouse IgG2a Kappa Isotype Control (M2AK)
H00003005-Q01-10ug	Recombinant Human H1F0 GST (N-Term) Protein

Limitations

This product is for research use only and is not approved for use in humans or in clinical diagnosis. Primary Antibodies are guaranteed for 1 year from date of receipt.

For more information on our 100% guarantee, please visit www.novusbio.com/guarantee

Earn gift cards/discounts by submitting a review: www.novusbio.com/reviews/submit/NBP2-54303

Earn gift cards/discounts by submitting a publication using this product:
www.novusbio.com/publications

