

Product Datasheet

B220/CD45R Antibody (PTPRC/1783R)

NBP2-53303-100ug

Unit Size: 100 ug

Store at 4C.

www.novusbio.com



technical@novusbio.com

Reviews: 1 Publications: 1

Protocols, Publications, Related Products, Reviews, Research Tools and Images at:
www.novusbio.com/NBP2-53303

Updated 12/12/2024 v.20.1

Earn rewards for product reviews and publications.

Submit a publication at www.novusbio.com/publications

Submit a review at www.novusbio.com/reviews/destination/NBP2-53303



NBP2-53303-100ug

B220/CD45R Antibody (PTPRC/1783R)

Product Information	
Unit Size	100 ug
Concentration	0.2 mg/ml
Storage	Store at 4C.
Clonality	Monoclonal
Clone	PTPRC/1783R
Preservative	0.05% Sodium Azide
Isotype	IgG
Purity	Protein A purified
Buffer	10 mM PBS with 0.05% BSA


Product Description	
Description	200ug/ml of antibody purified by Protein A. Prepared in 10 mM PBS with 0.05% BSA & 0.05% azide. Also available WITHOUT BSA & azide at 1.0 mg/ml. (NBP2-54578) Antibody with azide - store at 2 to 8C. Antibody without azide - store at -20 to -80 C.
Host	Rabbit
Gene ID	5788
Gene Symbol	PTPRC
Species	Human
Marker	B-Cell Marker
Immunogen	Recombinant human full-length B220/CD45R protein (Uniprot: P08575)

Product Application Details	
Applications	Western Blot, Immunohistochemistry-Paraffin, Flow Cytometry, Immunocytochemistry/ Immunofluorescence, Immunohistochemistry
Recommended Dilutions	Western Blot 1-2 ug/ml, Flow Cytometry 1-2 ug/million cells, Immunohistochemistry, Immunocytochemistry/ Immunofluorescence 1-2 ug/ml, Immunohistochemistry-Paraffin 1-2 ug/ml
Application Notes	Immunohistochemistry (Formalin-fixed): 1-2ug/ml for 30 minutes at RT. Staining of formalin-fixed tissues requires heating tissue sections in 10mM Tris with 1mM EDTA, pH 9.0, for 45 min at 95C followed by cooling at RT for 20 minutes. Optimal dilution for a specific application should be determined.

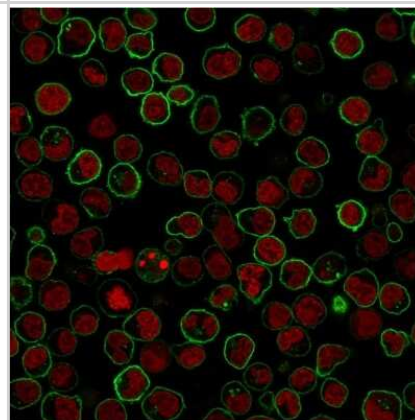


Images

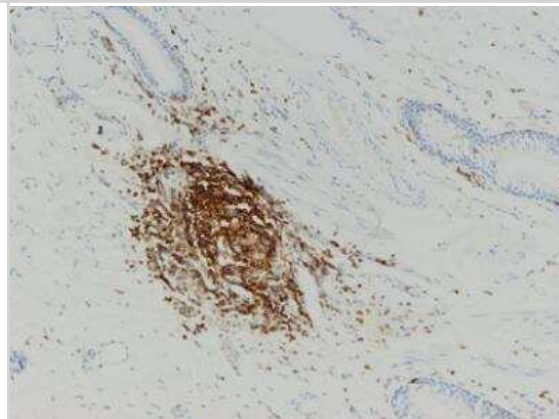
Western Blot: B220/CD45R Antibody (PTPRC/1783R) [NBP2-53303] - Western Blot Analysis of human spleen tissue lysate using B220/CD45R antibody (PTPRC/1783R).



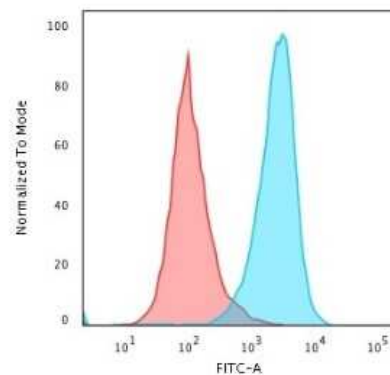
Immunocytochemistry/Immunofluorescence: B220/CD45R Antibody (PTPRC/1783R) [NBP2-53303] - Paraformaldehyde-fixed Raji cells stained with B220/CD45R Antibody (PTPRC/1783R) followed by Goat anti-rabbit IgG-CF488 (Green). Counterstain is Phalloidin (red).



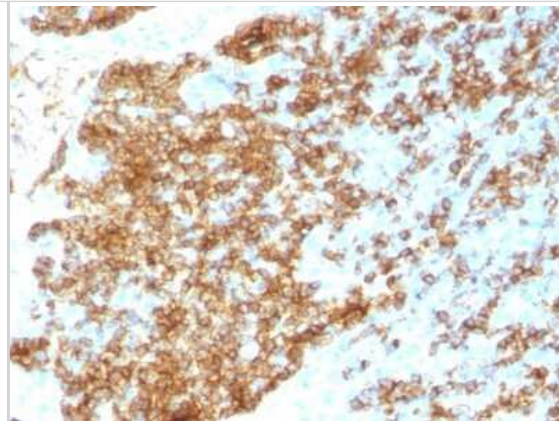
Immunohistochemistry-Paraffin: B220/CD45R Antibody (PTPRC/1783R) [NBP2-53303] - FFPE section of human lung cancer. 10X magnification. IHC-P image submitted by a verified customer review.



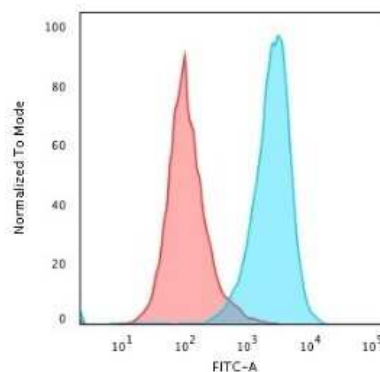
Flow Cytometry: B220/CD45R Antibody (PTPRC/1783R) [NBP2-53303] - Flow Cytometric Analysis of PFA-fixed Raji cells. B220/CD45R antibody (PTPRC/1783R) followed by goat anti-rabbit IgG-CF488 (blue); Isotype Control (red).



Immunohistochemistry-Paraffin: B220/CD45R Antibody (PTPRC/1783R) [NBP2-53303] - Formalin-fixed paraffin-embedded human Tonsil stained with CD45RB Recombinant Rabbit Monoclonal Antibody (PTPRC/1783R).



Flow Cytometry: B220/CD45R Antibody (PTPRC/1783R) [NBP2-53303] - Flow Cytometric Analysis of paraformaldehyde-fixed Raji cells using B220/CD45R Antibody (PTPRC/1783R) followed by Goat anti-rabbit IgG-CF488 (Blue); Isotype Control (Red).



Publications

Atif SM, Mack DG, McKee AS, Rangel-Moreno J et al. Protective role of B cells in sterile particulate-induced lung injury JCI Insight 2019-05-16 [PMID: 31094704] (IHC-P, Mouse)



Novus Biologicals USA

10730 E. Briarwood Avenue
Centennial, CO 80112
USA
Phone: 303.730.1950
Toll Free: 1.888.506.6887
Fax: 303.730.1966
nb-customerservice@bio-techne.com

Bio-Techne Canada

21 Canmotor Ave
Toronto, ON M8Z 4E6
Canada
Phone: 905.827.6400
Toll Free: 855.668.8722
Fax: 905.827.6402
canada.inquires@bio-techne.com

Bio-Techne Ltd

19 Barton Lane
Abingdon Science Park
Abingdon, OX14 3NB, United Kingdom
Phone: (44) (0) 1235 529449
Free Phone: 0800 37 34 15
Fax: (44) (0) 1235 533420
info.EMEA@bio-techne.com

General Contact Information

www.novusbio.com
Technical Support: nb-technical@bio-techne.com
Orders: nb-customerservice@bio-techne.com
General: novus@novusbio.com

Products Related to NBP2-53303-100ug

HAF008	Goat anti-Rabbit IgG Secondary Antibody [HRP]
NB7160	Goat anti-Rabbit IgG (H+L) Secondary Antibody [HRP]
NBP2-24891	Rabbit IgG Isotype Control
210-TA-005	TNF-alpha [Unconjugated]

Limitations

This product is for research use only and is not approved for use in humans or in clinical diagnosis. Primary Antibodies are guaranteed for 1 year from date of receipt.

For more information on our 100% guarantee, please visit www.novusbio.com/guarantee

Earn gift cards/discounts by submitting a review: www.novusbio.com/reviews/submit/NBP2-53303

Earn gift cards/discounts by submitting a publication using this product:
www.novusbio.com/publications

