

# Product Datasheet

## Cadherin-16 Antibody (CDH16/1532R)

### NBP2-53221-100ug

Unit Size: 100 ug

Store at 4C.

[www.novusbio.com](http://www.novusbio.com)



[technical@novusbio.com](mailto:technical@novusbio.com)

Protocols, Publications, Related Products, Reviews, Research Tools and Images at:  
[www.novusbio.com/NBP2-53221](http://www.novusbio.com/NBP2-53221)

Updated 10/23/2024 v.20.1

Earn rewards for product  
reviews and publications.

Submit a publication at [www.novusbio.com/publications](http://www.novusbio.com/publications)

Submit a review at [www.novusbio.com/reviews/destination/NBP2-53221](http://www.novusbio.com/reviews/destination/NBP2-53221)



**NBP2-53221-100ug**

Cadherin-16 Antibody (CDH16/1532R)

Product Information	
Unit Size	100 ug
Concentration	0.2 mg/ml
Storage	Store at 4C.
Clonality	Monoclonal
Clone	CDH16/1532R
Preservative	0.05% Sodium Azide
Isotype	IgG
Purity	Protein A purified
Buffer	10 mM PBS with 0.05% BSA
Target Molecular Weight	130 kDa

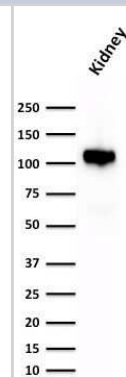
Product Description	
Description	200ug/ml of antibody purified by Protein A. Prepared in 10 mM PBS with 0.05% BSA & 0.05% azide. Also available WITHOUT BSA & azide at 1.0 mg/ml. (NBP2-54567)  Antibody with azide - store at 2 to 8C. Antibody without azide - store at -20 to -80C.
Host	Rabbit
Gene ID	1014
Gene Symbol	CDH16
Species	Human, Mouse, Rat
Immunogen	Recombinant human full-length Cadherin-16 protein (Uniprot: O75309)

Product Application Details	
Applications	Western Blot, Immunohistochemistry-Paraffin, Flow Cytometry, Immunohistochemistry
Recommended Dilutions	Western Blot 1-2 ug/ml, Flow Cytometry 1-2 ug/million cells, Immunohistochemistry, Immunohistochemistry-Paraffin 1-2 ug/ml
Application Notes	Immunohistochemistry (Formalin-fixed): 1-2ug/ml for 30 minutes at RT. Staining of formalin-fixed tissues requires heating tissue sections in 10mM Tris with 1mM EDTA buffer, pH 9.0, for 45 min at 95C followed by cooling at RT for 20 minutes. Optimal dilution for a specific application should be determined.

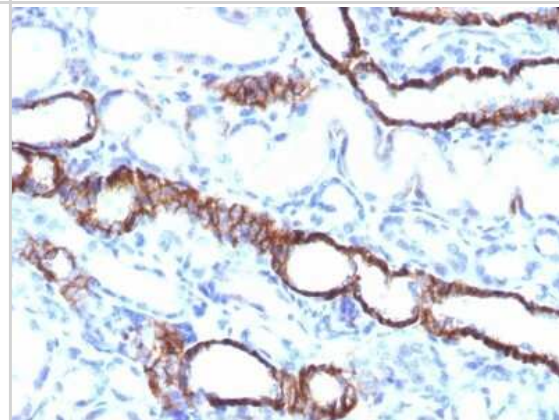


## Images

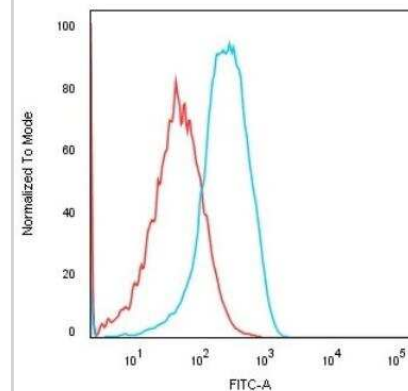
Western Blot: Cadherin-16 Antibody (CDH16/1532R) [NBP2-53221] - Western Blot Analysis of human Kidney lysate using Cadherin-16 antibody (CDH16/1532R)



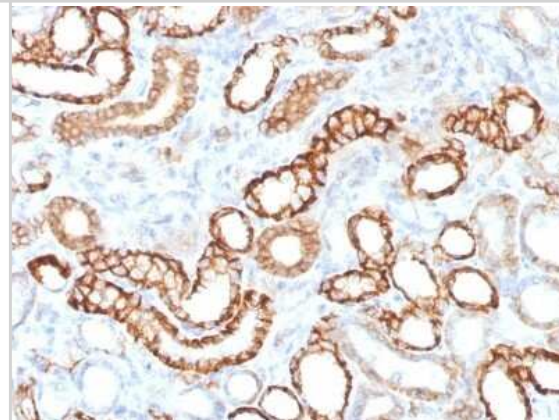
Immunohistochemistry-Paraffin: Cadherin-16 Antibody (CDH16/1532R) [NBP2-53221] - Formalin-fixed, paraffin-embedded Rat Kidney stained with KSP-Cadherin Recombinant Rabbit Monoclonal Antibody (CDH16/1532R)



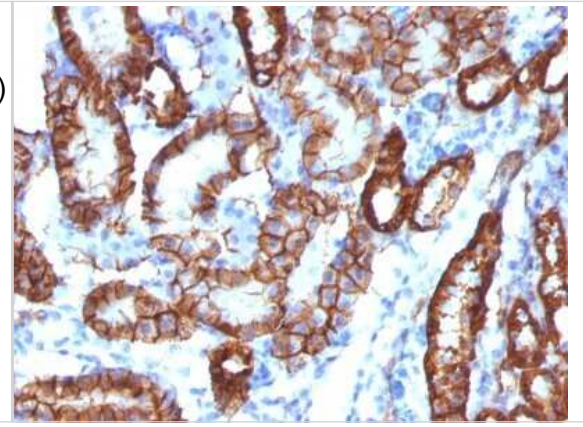
Flow Cytometry: Cadherin-16 Antibody (CDH16/1532R) [NBP2-53221] - Analysis of Human HEK293 cells using Cadherin-16 Antibody (CDH16/1532R) followed by Goat anti-rabbit IgG-CF488 (Blue); Isotype Control (Red).



Immunohistochemistry-Paraffin: Cadherin-16 Antibody (CDH16/1532R) [NBP2-53221] - Formalin-fixed, paraffin-embedded Human Renal Cell Carcinoma Stained with KSP-Cadherin Recombinant Rabbit Monoclonal Antibody (CDH16/1532R)



Immunohistochemistry-Paraffin: Cadherin-16 Antibody (CDH16/1532R)  
[NBP2-53221] - Formalin-fixed, paraffin-embedded Mouse Kidney  
Stained with KSP-Cadherin Rabbit Monoclonal Antibody (CDH16/1532R)





### **Novus Biologicals USA**

10730 E. Briarwood Avenue  
Centennial, CO 80112  
USA  
Phone: 303.730.1950  
Toll Free: 1.888.506.6887  
Fax: 303.730.1966  
nb-customerservice@bio-techne.com

### **Bio-Techne Canada**

21 Canmotor Ave  
Toronto, ON M8Z 4E6  
Canada  
Phone: 905.827.6400  
Toll Free: 855.668.8722  
Fax: 905.827.6402  
canada.inquires@bio-techne.com

### **Bio-Techne Ltd**

19 Barton Lane  
Abingdon Science Park  
Abingdon, OX14 3NB, United Kingdom  
Phone: (44) (0) 1235 529449  
Free Phone: 0800 37 34 15  
Fax: (44) (0) 1235 533420  
info.EMEA@bio-techne.com

### **General Contact Information**

www.novusbio.com  
Technical Support: nb-technical@bio-techne.com  
Orders: nb-customerservice@bio-techne.com  
General: novus@novusbio.com

### **Products Related to NBP2-53221-100ug**

---

HAF008	Goat anti-Rabbit IgG Secondary Antibody [HRP]
NB7160	Goat anti-Rabbit IgG (H+L) Secondary Antibody [HRP]
NBP2-24891	Rabbit IgG Isotype Control
H00001014-P01-10ug	Recombinant Human Cadherin-16 GST (N-Term) Protein

---

### **Limitations**

This product is for research use only and is not approved for use in humans or in clinical diagnosis. Primary Antibodies are guaranteed for 1 year from date of receipt.

For more information on our 100% guarantee, please visit [www.novusbio.com/guarantee](http://www.novusbio.com/guarantee)

Earn gift cards/discounts by submitting a review: [www.novusbio.com/reviews/submit/NBP2-53221](http://www.novusbio.com/reviews/submit/NBP2-53221)

Earn gift cards/discounts by submitting a publication using this product:  
[www.novusbio.com/publications](http://www.novusbio.com/publications)

