

Product Datasheet

Chromogranin A Antibody (CHGA/1731R) NBP2-53139-100ug

Unit Size: 100 ug

Store at 4C.

www.novusbio.com



technical@novusbio.com

Protocols, Publications, Related Products, Reviews, Research Tools and Images at:
www.novusbio.com/NBP2-53139

Updated 10/23/2024 v.20.1

Earn rewards for product
reviews and publications.

Submit a publication at www.novusbio.com/publications

Submit a review at www.novusbio.com/reviews/destination/NBP2-53139



NBP2-53139-100ug

Chromogranin A Antibody (CHGA/1731R)

Product Information	
Unit Size	100 ug
Concentration	0.2 mg/ml
Storage	Store at 4C.
Clonality	Monoclonal
Clone	CHGA/1731R
Preservative	0.05% Sodium Azide
Isotype	IgG
Purity	Protein A or G purified
Buffer	10 mM PBS with 0.05% BSA

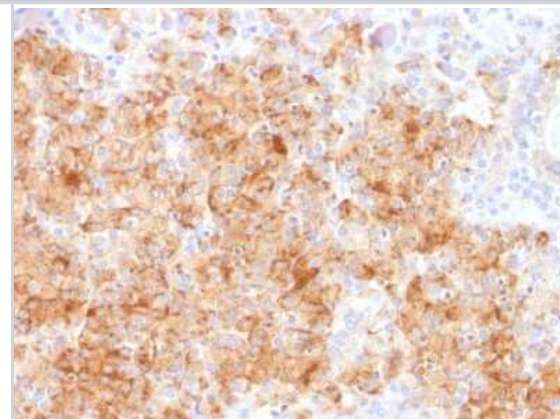
Product Description	
Description	200ug/ml of antibody purified by Protein A or G. Prepared in 10 mM PBS with 0.05% BSA & 0.05% azide. Also available WITHOUT BSA & azide at 1.0 mg/ml. (NBP2-54316) Antibody with azide - store at 2 to 8C. Antibody without azide - store at -20 to -80C.
Host	Rabbit
Gene ID	1113
Gene Symbol	CHGA
Species	Human, Rat (Negative)
Reactivity Notes	Does not react with Rat.
Marker	Neuroendocrine Marker
Immunogen	Recombinant human full-length Chromogranin A protein (Uniprot: P10645)

Product Application Details	
Applications	Immunohistochemistry-Paraffin, Immunohistochemistry, Protein Array
Recommended Dilutions	Immunohistochemistry, Immunohistochemistry-Paraffin 1-2 ug/ml, Protein Array
Application Notes	Immunohistochemistry (Formalin-fixed): 1-2ug/ml for 30 minutes at RT. Staining of formalin-fixed tissues requires heating tissue sections in 10mM Tris with 1mM EDTA, pH 9.0, for 45 min at 95C followed by cooling at RT for 20 minutes. Optimal dilution for a specific application should be determined.

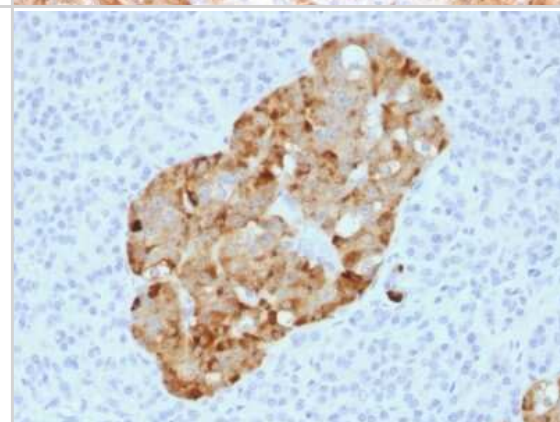


Images

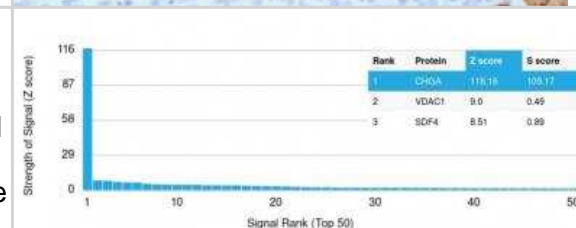
Immunohistochemistry-Paraffin: Chromogranin A Antibody (CHGA/1731R) [NBP2-53139] - Formalin-fixed, paraffin-embedded human Parathyroid stained with Chromogranin A Recombinant Rabbit Monoclonal Antibody (CHGA/1731R)



Immunohistochemistry-Paraffin: Chromogranin A Antibody (CHGA/1731R) [NBP2-53139] - Formalin-fixed, paraffin-embedded human Pancreas stained with Chromogranin A Recombinant Rabbit Monoclonal Antibody (CHGA/1731R)



Protein Array: Chromogranin A Antibody (CHGA/1731R) [NBP2-53139] - Analysis of Protein Array containing more than 19,000 full-length human proteins using Chromogranin A Antibody (CHGA/1731R). Z- and S-Score: The Z-score represents the strength of a signal that a monoclonal antibody (MAb) (in combination with a fluorescently-tagged anti-IgG secondary antibody) produces when binding to a particular protein on the HuProt(TM) array. Z-scores are described in units of standard deviations (SD's) above the mean value of all signals generated on that array. If targets on HuProt(TM) are arranged in descending order of the Z-score, the S-score is the difference (also in units of SD's) between the Z-score. S-score therefore represents the relative target specificity of a MAb to its intended target. A MAb is considered to be specific to its intended target, if the MAb has an S-score of at least 2.5.





Novus Biologicals USA

10730 E. Briarwood Avenue
Centennial, CO 80112
USA
Phone: 303.730.1950
Toll Free: 1.888.506.6887
Fax: 303.730.1966
nb-customerservice@bio-techne.com

Bio-Techne Canada

21 Canmotor Ave
Toronto, ON M8Z 4E6
Canada
Phone: 905.827.6400
Toll Free: 855.668.8722
Fax: 905.827.6402
canada.inquires@bio-techne.com

Bio-Techne Ltd

19 Barton Lane
Abingdon Science Park
Abingdon, OX14 3NB, United Kingdom
Phone: (44) (0) 1235 529449
Free Phone: 0800 37 34 15
Fax: (44) (0) 1235 533420
info.EMEA@bio-techne.com

General Contact Information

www.novusbio.com
Technical Support: nb-technical@bio-techne.com
Orders: nb-customerservice@bio-techne.com
General: novus@novusbio.com

Products Related to NBP2-53139-100ug

HAF008	Goat anti-Rabbit IgG Secondary Antibody [HRP]
NB7160	Goat anti-Rabbit IgG (H+L) Secondary Antibody [HRP]
NBP2-24891	Rabbit IgG Isotype Control
NBP2-61453-10ug	Recombinant Human Chromogranin A His Protein

Limitations

This product is for research use only and is not approved for use in humans or in clinical diagnosis. Primary Antibodies are guaranteed for 1 year from date of receipt.

For more information on our 100% guarantee, please visit www.novusbio.com/guarantee

Earn gift cards/discounts by submitting a review: www.novusbio.com/reviews/submit/NBP2-53139

Earn gift cards/discounts by submitting a publication using this product:
www.novusbio.com/publications

