

# Product Datasheet

## CD117/c-kit Antibody (CL1657) - BSA Free NBP2-52975

Unit Size: 0.1 ml

Store at 4C short term. Aliquot and store at -20C long term. Avoid freeze-thaw cycles.

[www.novusbio.com](http://www.novusbio.com)



[technical@novusbio.com](mailto:technical@novusbio.com)

### Publications: 2

Protocols, Publications, Related Products, Reviews, Research Tools and Images at:  
[www.novusbio.com/NBP2-52975](http://www.novusbio.com/NBP2-52975)

Updated 12/2/2025 v.20.1

Earn rewards for product  
reviews and publications.

Submit a publication at [www.novusbio.com/publications](http://www.novusbio.com/publications)

Submit a review at [www.novusbio.com/reviews/destination/NBP2-52975](http://www.novusbio.com/reviews/destination/NBP2-52975)



**NBP2-52975**

CD117/c-kit Antibody (CL1657) - BSA Free

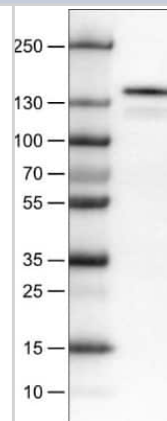
Product Information	
Unit Size	0.1 ml
Concentration	Concentrations vary lot to lot. See vial label for concentration. If unlisted please contact technical services.
Storage	Store at 4C short term. Aliquot and store at -20C long term. Avoid freeze-thaw cycles.
Clonality	Monoclonal
Clone	CL1657
Preservative	0.02% Sodium Azide
Isotype	IgG1
Purity	Protein A purified
Buffer	PBS (pH 7.2) and 40% Glycerol

Product Description	
Description	Novus Biologicals Mouse CD117/c-kit Antibody (CL1657) - BSA Free (NBP2-52975) is a monoclonal antibody validated for use in IHC and WB. Anti-CD117/c-kit Antibody: Cited in 1 publication. All Novus Biologicals antibodies are covered by our 100% guarantee.
Host	Mouse
Gene ID	3815
Gene Symbol	KIT
Species	Human
Immunogen	This antibody was developed using a recombinant protein derived from P10721, with the exact immunogen sequence remaining proprietary.

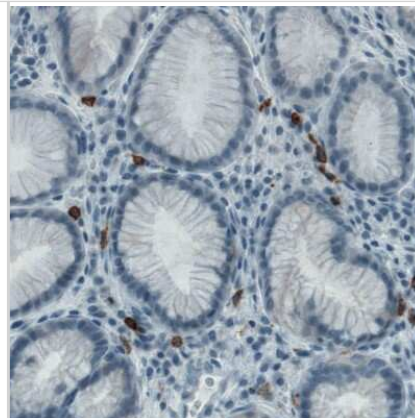
Product Application Details	
Applications	Western Blot, Immunohistochemistry-Paraffin, Immunohistochemistry
Recommended Dilutions	Western Blot 1 ug/ml, Immunohistochemistry 1:500 - 1:1000, Immunohistochemistry-Paraffin 1:500 - 1:1000
Application Notes	For IHC-Paraffin, HIER pH 6 retrieval is recommended.

**Images**

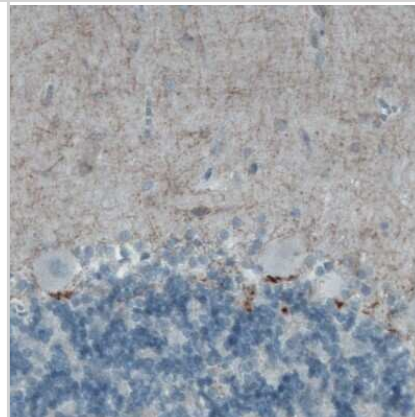
Western Blot: CD117/c-kit Antibody (CL1657) [NBP2-52975] - Lane 1: Marker [kDa], Lane 2: Human cell line RT-4



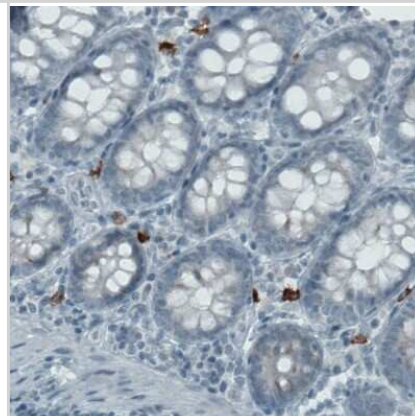
Immunohistochemistry-Paraffin: CD117/c-kit Antibody (CL1657) [NBP2-52975] - Staining of human stomach shows strong positivity in a subset of lymphoid cells.



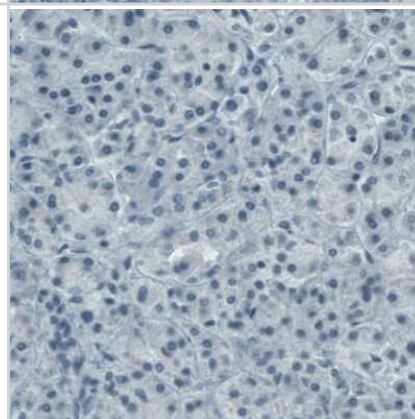
Immunohistochemistry-Paraffin: CD117/c-kit Antibody (CL1657) [NBP2-52975] - Staining of human cerebellum shows moderate positivity in neuropil of the molecular layer.



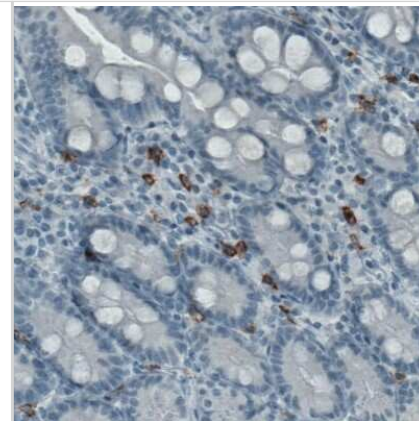
Immunohistochemistry-Paraffin: CD117/c-kit Antibody (CL1657) [NBP2-52975] - Staining of human colon shows strong immunoreactivity in a subset of lymphoid cells.



Immunohistochemistry-Paraffin: CD117/c-kit Antibody (CL1657) [NBP2-52975] - Staining of human pancreas shows absence of immunoreactivity (negative control).



Immunohistochemistry-Paraffin: CD117/c-kit Antibody (CL1657) [NBP2-52975] - Staining of human small intestine shows strong immunoreactivity in a subset of lymphoid cells (macrophages).



## Publications

Gideon HP, Hughes TK, Tzouanas CN et al. Multimodal profiling of lung granulomas in macaques reveals cellular correlates of tuberculosis control *Immunity* 2022-04-26 [PMID: 35483355] (IHC-P, Human)

MOHEBAT H. GOUDA M.D. M, NEHAL S. ZAFER M.D. T, ELBAZ M.D. M Chromophobe Renal Cell Carcinoma, Oncocytoma and Clear Cell Carcinoma: A Comparative Immunohistochemical Study *The Medical Journal of Cairo University* 2020-03-01 (IF/IHC, Human)



### **Novus Biologicals USA**

10730 E. Briarwood Avenue  
Centennial, CO 80112  
USA  
Phone: 303.730.1950  
Toll Free: 1.888.506.6887  
Fax: 303.730.1966  
nb-customerservice@bio-techne.com

### **Bio-Techne Canada**

21 Canmotor Ave  
Toronto, ON M8Z 4E6  
Canada  
Phone: 905.827.6400  
Toll Free: 855.668.8722  
Fax: 905.827.6402  
canada.inquires@bio-techne.com

### **Bio-Techne Ltd**

19 Barton Lane  
Abingdon Science Park  
Abingdon, OX14 3NB, United Kingdom  
Phone: (44) (0) 1235 529449  
Free Phone: 0800 37 34 15  
Fax: (44) (0) 1235 533420  
info.EMEA@bio-techne.com

### **General Contact Information**

www.novusbio.com  
Technical Support: nb-technical@bio-techne.com  
Orders: nb-customerservice@bio-techne.com  
General: novus@novusbio.com

### **Products Related to NBP2-52975**

---

NBP2-52975PEP	CD117/c-kit Recombinant Protein Antigen
NBP2-33376H	Blue Marker Antibody (6F4-F6) [HRP]
HAF007	Goat anti-Mouse IgG Secondary Antibody [HRP]
NB7539	Goat anti-Mouse IgG (H+L) Secondary Antibody [HRP]
NBP1-97005-0.5mg	Mouse IgG1 Isotype Control (MG1)

---

### **Limitations**

This product is for research use only and is not approved for use in humans or in clinical diagnosis. Primary Antibodies are guaranteed for 1 year from date of receipt.

For more information on our 100% guarantee, please visit [www.novusbio.com/guarantee](http://www.novusbio.com/guarantee)

Earn gift cards/discounts by submitting a review: [www.novusbio.com/reviews/submit/NBP2-52975](http://www.novusbio.com/reviews/submit/NBP2-52975)

Earn gift cards/discounts by submitting a publication using this product:  
[www.novusbio.com/publications](http://www.novusbio.com/publications)

