

Product Datasheet

DIAPH-2 Antibody (CL1111) - BSA Free NBP2-52966

Unit Size: 0.1 ml

Store at 4C short term. Aliquot and store at -20C long term. Avoid freeze-thaw cycles.

www.novusbio.com



technical@novusbio.com

Protocols, Publications, Related Products, Reviews, Research Tools and Images at:
www.novusbio.com/NBP2-52966

Updated 9/9/2025 v.20.1

Earn rewards for product
reviews and publications.

Submit a publication at www.novusbio.com/publications

Submit a review at www.novusbio.com/reviews/destination/NBP2-52966



NBP2-52966

DIAPH-2 Antibody (CL1111) - BSA Free

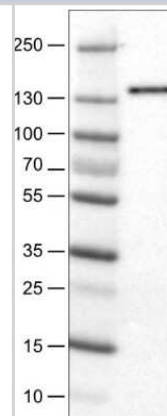
Product Information	
Unit Size	0.1 ml
Concentration	Concentrations vary lot to lot. See vial label for concentration. If unlisted please contact technical services.
Storage	Store at 4C short term. Aliquot and store at -20C long term. Avoid freeze-thaw cycles.
Clonality	Monoclonal
Clone	CL1111
Preservative	0.02% Sodium Azide
Isotype	IgG1
Purity	Protein A purified
Buffer	PBS (pH 7.2) and 40% Glycerol

Product Description	
Description	Novus Biologicals Mouse DIAPH-2 Antibody (CL1111) - BSA Free (NBP2-52966) is a monoclonal antibody validated for use in IHC and WB. All Novus Biologicals antibodies are covered by our 100% guarantee.
Host	Mouse
Gene ID	1730
Gene Symbol	DIAPH2
Species	Human
Reactivity Notes	Immunogen displays the following percentage of sequence identity for non-tested species: Mouse (82%).
Immunogen	This antibody was developed using a recombinant protein derived from O60879, with the exact immunogen sequence remaining proprietary.

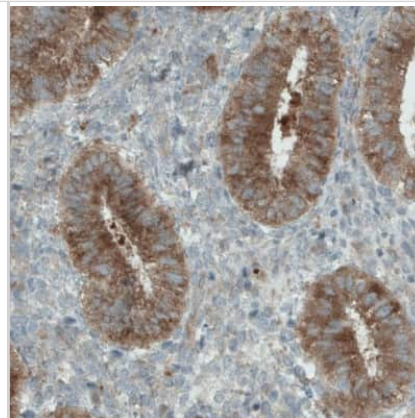
Product Application Details	
Applications	Western Blot, Immunohistochemistry-Paraffin, Immunohistochemistry, Knockdown Validated
Recommended Dilutions	Western Blot 1 ug/ml, Immunohistochemistry 1:500 - 1:1000, Immunohistochemistry-Paraffin 1:500 - 1:1000, Knockdown Validated
Application Notes	For IHC-Paraffin, HIER pH 6 retrieval is recommended.

Images

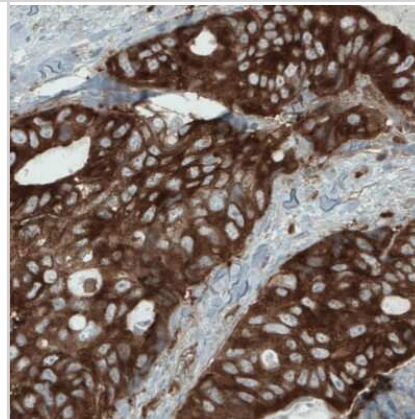
Western Blot: DIAPH-2 Antibody (CL1111) [NBP2-52966] - Lane 1: Marker [kDa], Lane 2: Human cell line U-251 MG



Immunohistochemistry-Paraffin: DIAPH-2 Antibody (CL1111) [NBP2-52966] - Staining of human uterus shows strong cytoplasmic immunoreactivity in glandular cells.



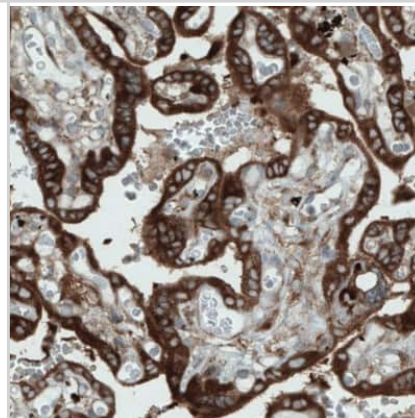
Immunohistochemistry-Paraffin: DIAPH-2 Antibody (CL1111) [NBP2-52966] - Staining of human colorectal cancer shows strong cytoplasmic immunoreactivity in tumor cells.



Immunohistochemistry-Paraffin: DIAPH-2 Antibody (CL1111) [NBP2-52966] - Staining of human fallopian tube shows strong cytoplasmic positivity in epithelial cells.



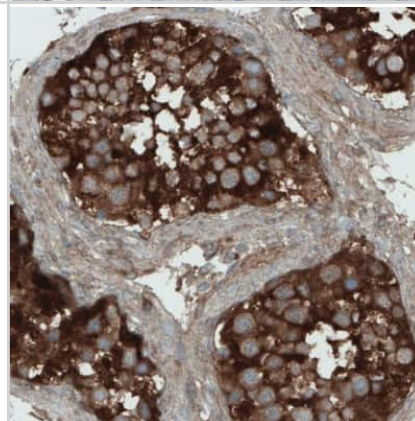
Immunohistochemistry-Paraffin: DIAPH-2 Antibody (CL1111) [NBP2-52966] - Staining of human placenta shows strong staining in the trophoblast.



Immunohistochemistry-Paraffin: DIAPH-2 Antibody (CL1111) [NBP2-52966] - Staining of human skeletal muscle shows absence of immunoreactivity (negative control).



Immunohistochemistry-Paraffin: DIAPH-2 Antibody (CL1111) [NBP2-52966] - Staining of human testis shows strong cytoplasmic immunoreactivity in seminiferous tubules cells.





Novus Biologicals USA

10730 E. Briarwood Avenue
Centennial, CO 80112
USA
Phone: 303.730.1950
Toll Free: 1.888.506.6887
Fax: 303.730.1966
nb-customerservice@bio-techne.com

Bio-Techne Canada

21 Canmotor Ave
Toronto, ON M8Z 4E6
Canada
Phone: 905.827.6400
Toll Free: 855.668.8722
Fax: 905.827.6402
canada.inquires@bio-techne.com

Bio-Techne Ltd

19 Barton Lane
Abingdon Science Park
Abingdon, OX14 3NB, United Kingdom
Phone: (44) (0) 1235 529449
Free Phone: 0800 37 34 15
Fax: (44) (0) 1235 533420
info.EMEA@bio-techne.com

General Contact Information

www.novusbio.com
Technical Support: nb-technical@bio-techne.com
Orders: nb-customerservice@bio-techne.com
General: novus@novusbio.com

Products Related to NBP2-52966

NBP2-52966PEP	DIAPH-2 Recombinant Protein Antigen
NBP2-33376H	Blue Marker Antibody (6F4-F6) [HRP]
HAF007	Goat anti-Mouse IgG Secondary Antibody [HRP]
NB7539	Goat anti-Mouse IgG (H+L) Secondary Antibody [HRP]
NBP1-97005-0.5mg	Mouse IgG1 Isotype Control (MG1)

Limitations

This product is for research use only and is not approved for use in humans or in clinical diagnosis. Primary Antibodies are guaranteed for 1 year from date of receipt.

For more information on our 100% guarantee, please visit www.novusbio.com/guarantee

Earn gift cards/discounts by submitting a review: www.novusbio.com/reviews/submit/NBP2-52966

Earn gift cards/discounts by submitting a publication using this product:
www.novusbio.com/publications

