

Product Datasheet

PGAM5 Antibody (CL0624) - BSA Free NBP2-52947

Unit Size: 0.1 ml

Store at 4C short term. Aliquot and store at -20C long term. Avoid freeze-thaw cycles.

www.novusbio.com



technical@novusbio.com

Protocols, Publications, Related Products, Reviews, Research Tools and Images at:
www.novusbio.com/NBP2-52947

Updated 9/9/2025 v.20.1

Earn rewards for product
reviews and publications.

Submit a publication at www.novusbio.com/publications

Submit a review at www.novusbio.com/reviews/destination/NBP2-52947



NBP2-52947

PGAM5 Antibody (CL0624) - BSA Free

Product Information	
Unit Size	0.1 ml
Concentration	Concentrations vary lot to lot. See vial label for concentration. If unlisted please contact technical services.
Storage	Store at 4C short term. Aliquot and store at -20C long term. Avoid freeze-thaw cycles.
Clonality	Monoclonal
Clone	CL0624
Preservative	0.02% Sodium Azide
Isotype	IgG1
Purity	Protein A purified
Buffer	PBS (pH 7.2) and 40% Glycerol

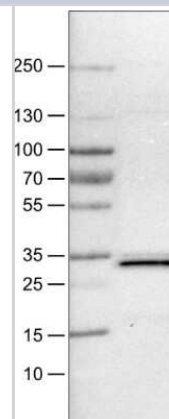
Product Description	
Description	Novus Biologicals Mouse PGAM5 Antibody (CL0624) - BSA Free (NBP2-52947) is a monoclonal antibody validated for use in IHC and WB. All Novus Biologicals antibodies are covered by our 100% guarantee.
Host	Mouse
Gene ID	192111
Gene Symbol	PGAM5
Species	Human
Reactivity Notes	Please note that this antibody is reactive to Mouse and derived from the same host, Mouse. Mouse-On-Mouse blocking reagent may be needed for IHC and ICC experiments to reduce high background signal. You can find these reagents under catalog numbers PK-2200-NB and MP-2400-NB. Please contact Technical Support if you have any questions
Immunogen	This antibody was developed using a recombinant protein derived from Q96HS1, with the exact immunogen sequence remaining proprietary.

Product Application Details	
Applications	Western Blot, Immunohistochemistry-Paraffin, Immunohistochemistry, Knockdown Validated
Recommended Dilutions	Western Blot 1 ug/ml, Immunohistochemistry 1:200 - 1:500, Immunohistochemistry-Paraffin 1:200 - 1:500, Knockdown Validated
Application Notes	For IHC-Paraffin, HIER pH 6 retrieval is recommended.

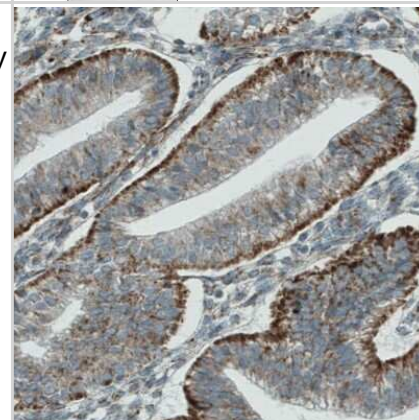


Images

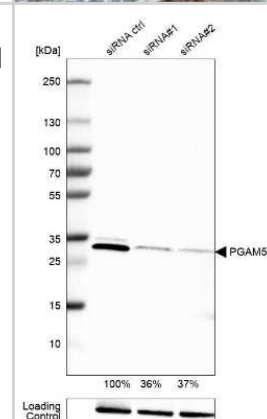
Western Blot: PGAM5 Antibody (CL0624) [NBP2-52947] - Lane 1: Marker [kDa] Lane 2: Human cell line RT-4



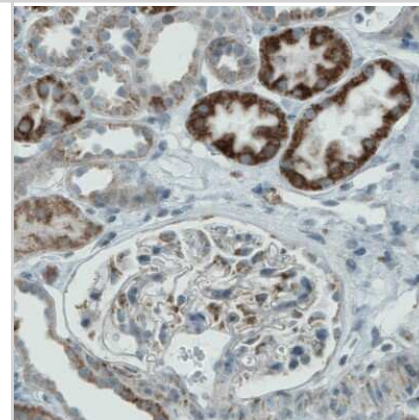
Immunohistochemistry-Paraffin: PGAM5 Antibody (CL0624) [NBP2-52947] - Staining of human uterus shows moderate cytoplasmic positivity in glandular cells.



Western Blot: PGAM5 Antibody (CL0624) [NBP2-52947] - Analysis in RT-4 cells transfected with control siRNA, target specific siRNA probe #1 and #2, using Anti-PGAM5 antibody. Remaining relative intensity is presented. Loading control: Anti-PARP1.



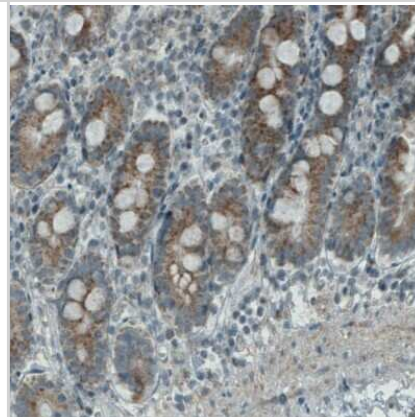
Immunohistochemistry-Paraffin: PGAM5 Antibody (CL0624) [NBP2-52947] - Staining of human kidney shows either strong or moderate cytoplasmic immunoreactivity in subsets of renal tubules.



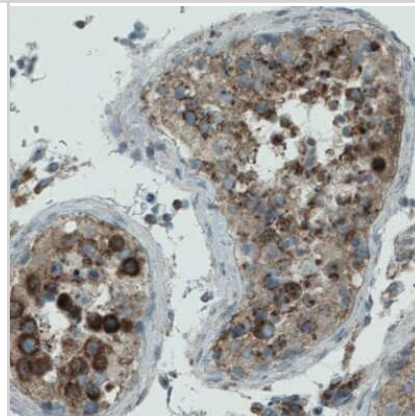
Immunohistochemistry-Paraffin: PGAM5 Antibody (CL0624) [NBP2-52947] - Staining of human liver shows moderate cytoplasmic immunoreactivity in hepatocytes.



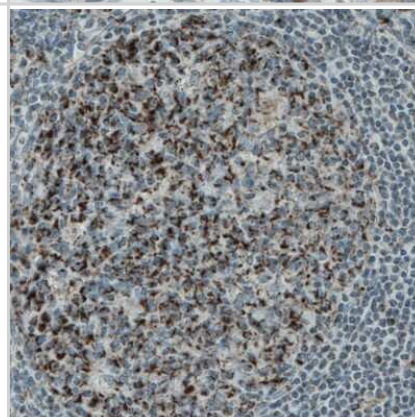
Immunohistochemistry-Paraffin: PGAM5 Antibody (CL0624) [NBP2-52947] - Staining of human small intestine shows moderate cytoplasmic positivity in glandular cells.



Immunohistochemistry-Paraffin: PGAM5 Antibody (CL0624) [NBP2-52947] - Staining of human testis shows moderate to strong cytoplasmic positivity in the seminiferous ducts.



Immunohistochemistry-Paraffin: PGAM5 Antibody (CL0624) [NBP2-52947] - Staining of human tonsil shows strong immunoreactivity in germinal center cells.





Novus Biologicals USA

10730 E. Briarwood Avenue
Centennial, CO 80112
USA
Phone: 303.730.1950
Toll Free: 1.888.506.6887
Fax: 303.730.1966
nb-customerservice@bio-techne.com

Bio-Techne Canada

21 Canmotor Ave
Toronto, ON M8Z 4E6
Canada
Phone: 905.827.6400
Toll Free: 855.668.8722
Fax: 905.827.6402
canada.inquires@bio-techne.com

Bio-Techne Ltd

19 Barton Lane
Abingdon Science Park
Abingdon, OX14 3NB, United Kingdom
Phone: (44) (0) 1235 529449
Free Phone: 0800 37 34 15
Fax: (44) (0) 1235 533420
info.EMEA@bio-techne.com

General Contact Information

www.novusbio.com
Technical Support: nb-technical@bio-techne.com
Orders: nb-customerservice@bio-techne.com
General: novus@novusbio.com

Products Related to NBP2-52947

NBP2-52947PEP	PGAM5 Recombinant Protein Antigen
NBP2-33376H	Blue Marker Antibody (6F4-F6) [HRP]
HAF007	Goat anti-Mouse IgG Secondary Antibody [HRP]
NB7539	Goat anti-Mouse IgG (H+L) Secondary Antibody [HRP]
NBP1-97005-0.5mg	Mouse IgG1 Isotype Control (MG1)

Limitations

This product is for research use only and is not approved for use in humans or in clinical diagnosis. Primary Antibodies are guaranteed for 1 year from date of receipt.

For more information on our 100% guarantee, please visit www.novusbio.com/guarantee

Earn gift cards/discounts by submitting a review: www.novusbio.com/reviews/submit/NBP2-52947

Earn gift cards/discounts by submitting a publication using this product:
www.novusbio.com/publications

