

# Product Datasheet

## MMR/CD206/Mannose Receptor Antibody (CL0387) - BSA Free NBP2-52927

Unit Size: 0.1 ml

Store at 4C short term. Aliquot and store at -20C long term. Avoid freeze-thaw cycles.

[www.novusbio.com](http://www.novusbio.com)



[technical@novusbio.com](mailto:technical@novusbio.com)

**Reviews: 1 Publications: 2**

Protocols, Publications, Related Products, Reviews, Research Tools and Images at:  
[www.novusbio.com/NBP2-52927](http://www.novusbio.com/NBP2-52927)

Updated 3/4/2026 v.20.1

Earn rewards for product  
reviews and publications.

Submit a publication at [www.novusbio.com/publications](http://www.novusbio.com/publications)

Submit a review at [www.novusbio.com/reviews/destination/NBP2-52927](http://www.novusbio.com/reviews/destination/NBP2-52927)



**NBP2-52927**

MMR/CD206/Mannose Receptor Antibody (CL0387) - BSA Free

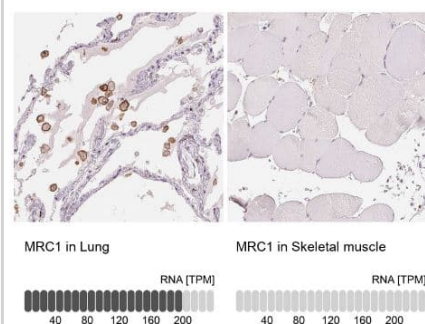
Product Information	
Unit Size	0.1 ml
Concentration	1 mg/ml
Storage	Store at 4C short term. Aliquot and store at -20C long term. Avoid freeze-thaw cycles.
Clonality	Monoclonal
Clone	CL0387
Preservative	0.02% Sodium Azide
Isotype	IgG2b
Purity	Protein A purified
Buffer	PBS (pH 7.2) and 40% Glycerol

Product Description	
Host	Mouse
Gene ID	4360
Gene Symbol	MRC1
Species	Human
Reactivity Notes	Immunogen displays the following percentage of sequence identity for non-tested species: Mouse (84%), Rat (86%).
Immunogen	This antibody was developed using a recombinant protein derived from P22897, with the exact immunogen sequence remaining proprietary.

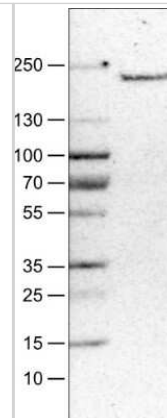
Product Application Details	
Applications	Western Blot, Immunohistochemistry-Paraffin, Immunohistochemistry
Recommended Dilutions	Western Blot 1 ug/ml, Immunohistochemistry 1:2500 - 1:5000, Immunohistochemistry-Paraffin 1:2500 - 1:5000
Application Notes	For IHC-Paraffin, HIER pH 6 retrieval is recommended.

**Images**

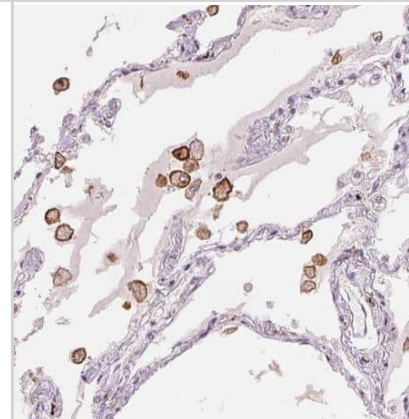
Immunohistochemistry-Paraffin: MMR/CD206/Mannose Receptor Antibody (CL0387) [NBP2-52927] -Analysis in human lung and skeletal muscle tissues using NBP2-52927 antibody. Corresponding MRC1 RNA-seq data are presented for the same tissues.



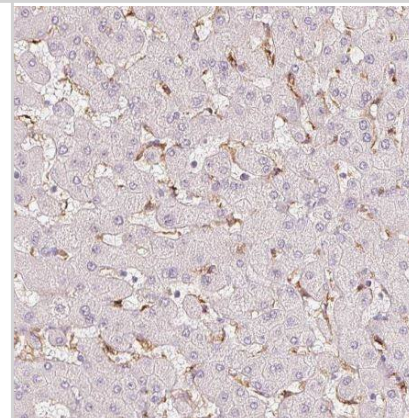
Western Blot: MMR/CD206/Mannose Receptor Antibody (CL0387)  
[NBP2-52927] - Lane 1: Marker [kDa], Lane 2: Human liver tissue lysate



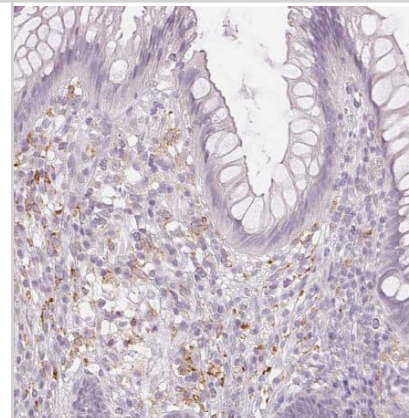
Immunohistochemistry-Paraffin: MMR/CD206/Mannose Receptor  
Antibody (CL0387) [NBP2-52927] -Staining of human lung shows strong  
membranous positivity in macrophages.



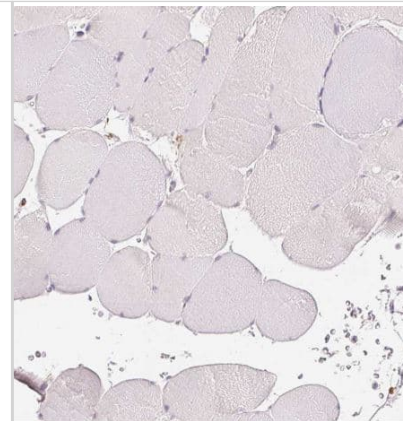
Immunohistochemistry-Paraffin: MMR/CD206/Mannose Receptor  
Antibody (CL0387) [NBP2-52927] -Staining of human liver shows  
moderate positivity in kupffer cells.



Immunohistochemistry-Paraffin: MMR/CD206/Mannose Receptor  
Antibody (CL0387) [NBP2-52927] -Staining of human rectum shows  
moderate positivity in lymphoid cells.



Immunohistochemistry-Paraffin: MMR/CD206/Mannose Receptor Antibody (CL0387) [NBP2-52927] -Staining of human skeletal muscle shows no positivity in myocytes as expected.



## Publications

Hirschmann M, Schnellhardt S, Rübner M et al. Prognostic Significance of Macrophage Phenotypes in Peri-Tumoral Normal Tissue of Early-Stage Breast Cancer. *Cells* 2025-06-11 [PMID: 40498004]

Yoeli D, Mack CL, Luo Y et al. Galectin-3 in biliary atresia and other pediatric cholestatic liver diseases *Hepatology research : the official journal of the Japan Society of Hepatology* 2023-11-11 [PMID: 37950561]  
(Immunohistochemistry-Paraffin, Human)



### **Novus Biologicals USA**

10730 E. Briarwood Avenue  
Centennial, CO 80112  
USA  
Phone: 303.730.1950  
Toll Free: 1.888.506.6887  
Fax: 303.730.1966  
nb-customerservice@bio-techne.com

### **Bio-Techne Canada**

21 Canmotor Ave  
Toronto, ON M8Z 4E6  
Canada  
Phone: 905.827.6400  
Toll Free: 855.668.8722  
Fax: 905.827.6402  
canada.inquires@bio-techne.com

### **Bio-Techne Ltd**

19 Barton Lane  
Abingdon Science Park  
Abingdon, OX14 3NB, United Kingdom  
Phone: (44) (0) 1235 529449  
Free Phone: 0800 37 34 15  
Fax: (44) (0) 1235 533420  
info.EMEA@bio-techne.com

### **General Contact Information**

www.novusbio.com  
Technical Support: nb-technical@bio-techne.com  
Orders: nb-customerservice@bio-techne.com  
General: novus@novusbio.com

### **Products Related to NBP2-52927**

---

NBP2-52927PEP	MMR/CD206/Mannose Receptor Recombinant Protein Antigen
HAF007	Goat anti-Mouse IgG Secondary Antibody [HRP]
NB7539	Goat anti-Mouse IgG (H+L) Secondary Antibody [HRP]
NBP2-27231	Mouse IgG2b Isotype Control (MPC-11)

---

### **Limitations**

This product is for research use only and is not approved for use in humans or in clinical diagnosis. Primary Antibodies are guaranteed for 1 year from date of receipt.

For more information on our 100% guarantee, please visit [www.novusbio.com/guarantee](http://www.novusbio.com/guarantee)

Earn gift cards/discounts by submitting a review: [www.novusbio.com/reviews/submit/NBP2-52927](http://www.novusbio.com/reviews/submit/NBP2-52927)

Earn gift cards/discounts by submitting a publication using this product:  
[www.novusbio.com/publications](http://www.novusbio.com/publications)

