

# Product Datasheet

## Podocalyxin Like Antibody (CL0308) - BSA Free NBP2-52912

Unit Size: 0.1 ml

Store at 4C short term. Aliquot and store at -20C long term. Avoid freeze-thaw cycles.

[www.novusbio.com](http://www.novusbio.com)



[technical@novusbio.com](mailto:technical@novusbio.com)

Protocols, Publications, Related Products, Reviews, Research Tools and Images at:  
[www.novusbio.com/NBP2-52912](http://www.novusbio.com/NBP2-52912)

Updated 12/2/2025 v.20.1

Earn rewards for product  
reviews and publications.

Submit a publication at [www.novusbio.com/publications](http://www.novusbio.com/publications)

Submit a review at [www.novusbio.com/reviews/destination/NBP2-52912](http://www.novusbio.com/reviews/destination/NBP2-52912)



**NBP2-52912**

Podocalyxin Like Antibody (CL0308) - BSA Free

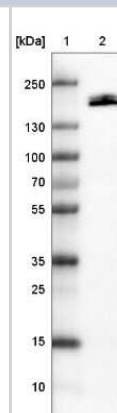
Product Information	
Unit Size	0.1 ml
Concentration	Concentrations vary lot to lot. See vial label for concentration. If unlisted please contact technical services.
Storage	Store at 4C short term. Aliquot and store at -20C long term. Avoid freeze-thaw cycles.
Clonality	Monoclonal
Clone	CL0308
Preservative	0.02% Sodium Azide
Isotype	IgG1
Purity	Protein A purified
Buffer	PBS (pH 7.2) and 40% Glycerol

Product Description	
Description	Novus Biologicals Mouse Podocalyxin Like Antibody (CL0308) - BSA Free (NBP2-52912) is a monoclonal antibody validated for use in IHC and WB. All Novus Biologicals antibodies are covered by our 100% guarantee.
Host	Mouse
Gene ID	5420
Gene Symbol	PODXL
Species	Human
Immunogen	This antibody was developed using a recombinant protein derived from O00592, with the exact immunogen sequence remaining proprietary.

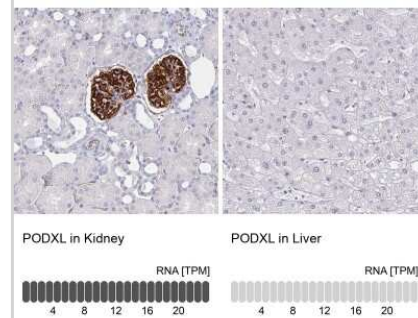
Product Application Details	
Applications	Western Blot, Immunohistochemistry-Paraffin, Immunohistochemistry
Recommended Dilutions	Western Blot 1 ug/ml, Immunohistochemistry 1:200 - 1:500, Immunohistochemistry-Paraffin 1:200 - 1:500
Application Notes	For IHC-Paraffin, HIER pH 6 retrieval is recommended.

**Images**

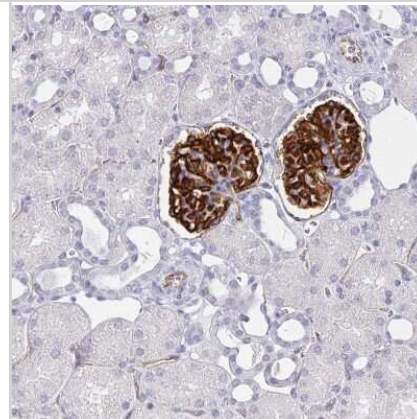
Western Blot: Podocalyxin Like Antibody (CL0308) [NBP2-52912] - Lane 1: Marker [kDa], Lane 2: Human kidney tissue lysate



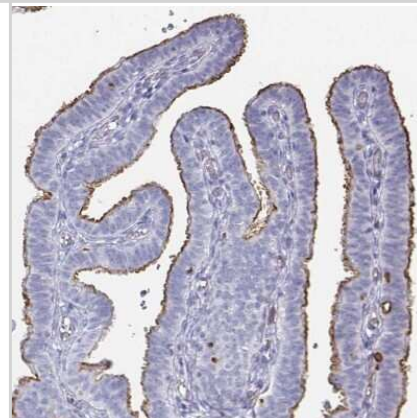
Immunohistochemistry-Paraffin: Podocalyxin Like Antibody (CL0308) [NBP2-52912] - Staining in human kidney and liver tissues. Corresponding PODXL RNA-seq data are presented for the same tissues.



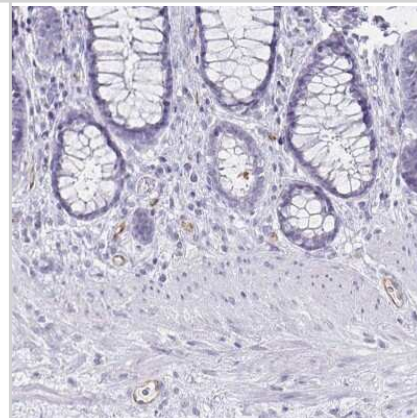
Immunohistochemistry-Paraffin: Podocalyxin Like Antibody (CL0308) [NBP2-52912] - Staining of human kidney shows strong membranous positivity in cells in glomeruli.



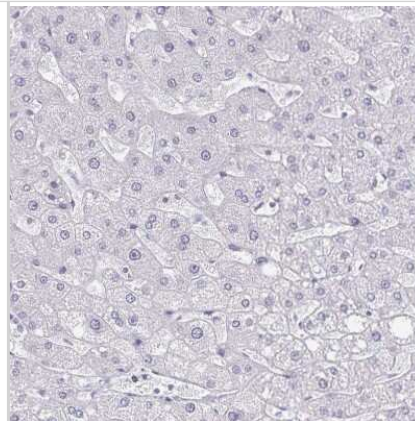
Immunohistochemistry-Paraffin: Podocalyxin Like Antibody (CL0308) [NBP2-52912] - Staining of human fallopian tube shows moderate positivity in apical membranes of glandular cells.



Immunohistochemistry-Paraffin: Podocalyxin Like Antibody (CL0308) [NBP2-52912] - Staining of human rectum shows weak to moderate membranous positivity in endothelial cells.



Immunohistochemistry-Paraffin: Podocalyxin Like Antibody (CL0308) [NBP2-52912] - Staining of human liver shows no positivity in hepatocytes as expected.





### **Novus Biologicals USA**

10730 E. Briarwood Avenue  
Centennial, CO 80112  
USA  
Phone: 303.730.1950  
Toll Free: 1.888.506.6887  
Fax: 303.730.1966  
nb-customerservice@bio-techne.com

### **Bio-Techne Canada**

21 Canmotor Ave  
Toronto, ON M8Z 4E6  
Canada  
Phone: 905.827.6400  
Toll Free: 855.668.8722  
Fax: 905.827.6402  
canada.inquires@bio-techne.com

### **Bio-Techne Ltd**

19 Barton Lane  
Abingdon Science Park  
Abingdon, OX14 3NB, United Kingdom  
Phone: (44) (0) 1235 529449  
Free Phone: 0800 37 34 15  
Fax: (44) (0) 1235 533420  
info.EMEA@bio-techne.com

### **General Contact Information**

www.novusbio.com  
Technical Support: nb-technical@bio-techne.com  
Orders: nb-customerservice@bio-techne.com  
General: novus@novusbio.com

### **Products Related to NBP2-52912**

---

NBP2-52912PEP	Podocalyxin Like Recombinant Protein Antigen
NBP2-33376H	Blue Marker Antibody (6F4-F6) [HRP]
HAF007	Goat anti-Mouse IgG Secondary Antibody [HRP]
NB7539	Goat anti-Mouse IgG (H+L) Secondary Antibody [HRP]
NBP1-97005-0.5mg	Mouse IgG1 Isotype Control (MG1)

---

### **Limitations**

This product is for research use only and is not approved for use in humans or in clinical diagnosis. Primary Antibodies are guaranteed for 1 year from date of receipt.

For more information on our 100% guarantee, please visit [www.novusbio.com/guarantee](http://www.novusbio.com/guarantee)

Earn gift cards/discounts by submitting a review: [www.novusbio.com/reviews/submit/NBP2-52912](http://www.novusbio.com/reviews/submit/NBP2-52912)

Earn gift cards/discounts by submitting a publication using this product:  
[www.novusbio.com/publications](http://www.novusbio.com/publications)

