

# Product Datasheet

## Transthyretin/Prealbumin Antibody (CL0290) - BSA Free NBP2-52905

Unit Size: 0.1 ml

Store at 4C short term. Aliquot and store at -20C long term. Avoid freeze-thaw cycles.

[www.novusbio.com](http://www.novusbio.com)



[technical@novusbio.com](mailto:technical@novusbio.com)

Reviews: 1

Protocols, Publications, Related Products, Reviews, Research Tools and Images at:  
[www.novusbio.com/NBP2-52905](http://www.novusbio.com/NBP2-52905)

Updated 12/2/2025 v.20.1

Earn rewards for product  
reviews and publications.

Submit a publication at [www.novusbio.com/publications](http://www.novusbio.com/publications)

Submit a review at [www.novusbio.com/reviews/destination/NBP2-52905](http://www.novusbio.com/reviews/destination/NBP2-52905)



**NBP2-52905**

Transthyretin/Prealbumin Antibody (CL0290) - BSA Free

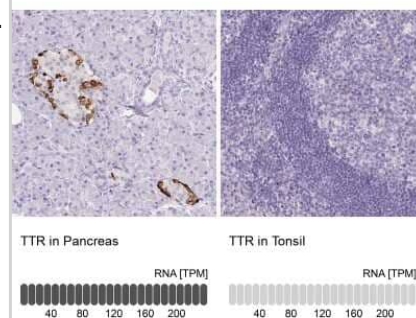
Product Information	
Unit Size	0.1 ml
Concentration	Concentrations vary lot to lot. See vial label for concentration. If unlisted please contact technical services.
Storage	Store at 4C short term. Aliquot and store at -20C long term. Avoid freeze-thaw cycles.
Clonality	Monoclonal
Clone	CL0290
Preservative	0.02% Sodium Azide
Isotype	IgG1
Purity	Protein A purified
Buffer	PBS (pH 7.2) and 40% Glycerol

Product Description	
Description	Novus Biologicals Mouse Transthyretin/Prealbumin Antibody (CL0290) - BSA Free (NBP2-52905) is a monoclonal antibody validated for use in IHC, WB and ICC/IF. All Novus Biologicals antibodies are covered by our 100% guarantee.
Host	Mouse
Gene ID	7276
Gene Symbol	TTR
Species	Human
Reactivity Notes	Immunogen displays the following percentage of sequence identity for non-tested species: Mouse (81%), Rat (83%).
Immunogen	This antibody was developed using a recombinant protein derived from P02766, with the exact immunogen sequence remaining proprietary.


Product Application Details	
Applications	Western Blot, Immunohistochemistry-Paraffin, Immunocytochemistry/Immunofluorescence, Immunohistochemistry
Recommended Dilutions	Western Blot 1 ug/ml, Immunohistochemistry 1:20000 -1:50000, Immunocytochemistry/ Immunofluorescence Validated for ICC/IF from a verified customer review., Immunohistochemistry-Paraffin 1:20000 - 1:50000
Application Notes	For IHC-Paraffin, HIER pH 6 retrieval is recommended.

**Images**

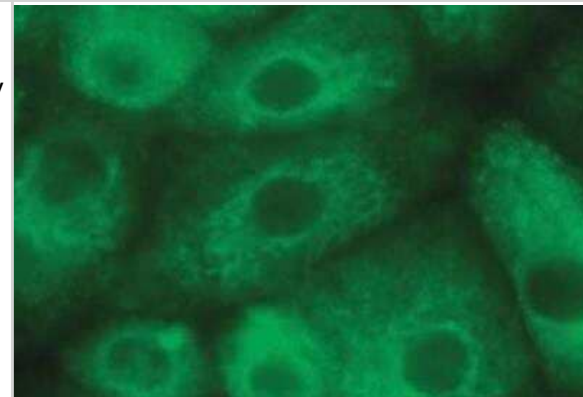
Immunohistochemistry-Paraffin: Transthyretin/Prealbumin Antibody (CL0290) [NBP2-52905] - Staining in human pancreas and tonsil tissues. Corresponding TTR RNA-seq data are presented for the same tissues.



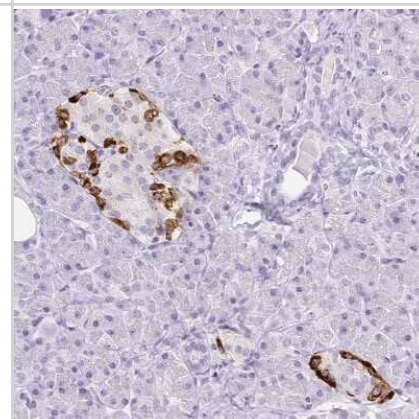
Western Blot: Transthyretin/Prealbumin Antibody (CL0290) [NBP2-52905] - Lane 1: Marker [kDa], Lane 2: Human plasma



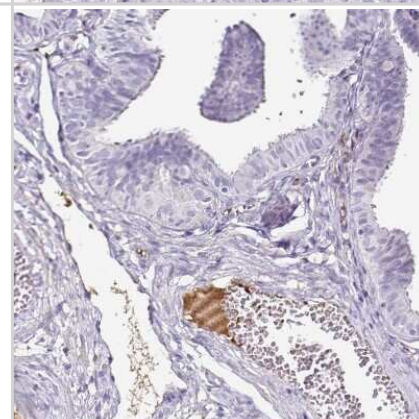
Immunocytochemistry/Immunofluorescence: Transthyretin/Prealbumin Antibody (CL0290) [NBP2-52905] - Human endothelial cells stained with Transthyretin/Prealbumin Antibody (CL0290). ICC/IF image submitted by a verified customer review.



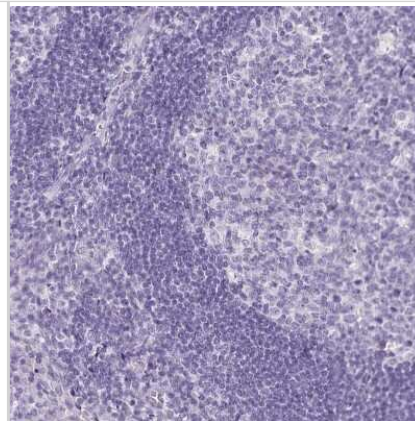
Immunohistochemistry-Paraffin: Transthyretin/Prealbumin Antibody (CL0290) [NBP2-52905] - Staining of human pancreas shows strong cytoplasmic positivity in a subset of endocrine glandular cells.



Immunohistochemistry-Paraffin: Transthyretin/Prealbumin Antibody (CL0290) [NBP2-52905] - Staining of human fallopian tube shows moderate positivity in plasma in blood vessels.



Immunohistochemistry-Paraffin: Transthyretin/Prealbumin Antibody (CL0290) [NBP2-52905] - Staining of human tonsil shows no positivity in lymphoid cells as expected.





### **Novus Biologicals USA**

10730 E. Briarwood Avenue  
Centennial, CO 80112  
USA  
Phone: 303.730.1950  
Toll Free: 1.888.506.6887  
Fax: 303.730.1966  
nb-customerservice@bio-techne.com

### **Bio-Techne Canada**

21 Canmotor Ave  
Toronto, ON M8Z 4E6  
Canada  
Phone: 905.827.6400  
Toll Free: 855.668.8722  
Fax: 905.827.6402  
canada.inquires@bio-techne.com

### **Bio-Techne Ltd**

19 Barton Lane  
Abingdon Science Park  
Abingdon, OX14 3NB, United Kingdom  
Phone: (44) (0) 1235 529449  
Free Phone: 0800 37 34 15  
Fax: (44) (0) 1235 533420  
info.EMEA@bio-techne.com

### **General Contact Information**

www.novusbio.com  
Technical Support: nb-technical@bio-techne.com  
Orders: nb-customerservice@bio-techne.com  
General: novus@novusbio.com

### **Products Related to NBP2-52905**

---

NBP2-52905PEP	Transthyretin/Prealbumin Recombinant Protein Antigen
NBP2-33376H	Blue Marker Antibody (6F4-F6) [HRP]
HAF007	Goat anti-Mouse IgG Secondary Antibody [HRP]
NB7539	Goat anti-Mouse IgG (H+L) Secondary Antibody [HRP]
NBP1-97005-0.5mg	Mouse IgG1 Isotype Control (MG1)

---

### **Limitations**

This product is for research use only and is not approved for use in humans or in clinical diagnosis. Primary Antibodies are guaranteed for 1 year from date of receipt.

For more information on our 100% guarantee, please visit [www.novusbio.com/guarantee](http://www.novusbio.com/guarantee)

Earn gift cards/discounts by submitting a review: [www.novusbio.com/reviews/submit/NBP2-52905](http://www.novusbio.com/reviews/submit/NBP2-52905)

Earn gift cards/discounts by submitting a publication using this product:  
[www.novusbio.com/publications](http://www.novusbio.com/publications)

