

# Product Datasheet

## Carbonic Anhydrase XII/CA12 Antibody (CL0280) - BSA Free NBP2-52902

Unit Size: 0.1 ml

Store at 4C short term. Aliquot and store at -20C long term. Avoid freeze-thaw cycles.

[www.novusbio.com](http://www.novusbio.com)



[technical@novusbio.com](mailto:technical@novusbio.com)

Protocols, Publications, Related Products, Reviews, Research Tools and Images at:  
[www.novusbio.com/NBP2-52902](http://www.novusbio.com/NBP2-52902)

Updated 9/9/2025 v.20.1

Earn rewards for product reviews and publications.

Submit a publication at [www.novusbio.com/publications](http://www.novusbio.com/publications)

Submit a review at [www.novusbio.com/reviews/destination/NBP2-52902](http://www.novusbio.com/reviews/destination/NBP2-52902)



**NBP2-52902**

Carbonic Anhydrase XII/CA12 Antibody (CL0280) - BSA Free

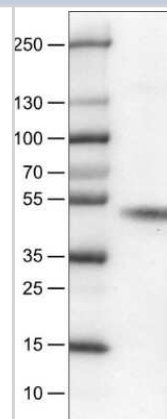
Product Information	
Unit Size	0.1 ml
Concentration	Concentrations vary lot to lot. See vial label for concentration. If unlisted please contact technical services.
Storage	Store at 4C short term. Aliquot and store at -20C long term. Avoid freeze-thaw cycles.
Clonality	Monoclonal
Clone	CL0280
Preservative	0.02% Sodium Azide
Isotype	IgG1
Purity	Protein A purified
Buffer	PBS (pH 7.2) and 40% Glycerol

Product Description	
Description	Novus Biologicals Mouse Carbonic Anhydrase XII/CA12 Antibody (CL0280) - BSA Free (NBP2-52902) is a monoclonal antibody validated for use in IHC and WB. All Novus Biologicals antibodies are covered by our 100% guarantee.
Host	Mouse
Gene ID	771
Gene Symbol	CA12
Species	Human
Reactivity Notes	Immunogen displays the following percentage of sequence identity for non-tested species: Mouse (88%), Rat (88%).
Immunogen	This antibody was developed using a recombinant protein derived from O43570, with the exact immunogen sequence remaining proprietary.

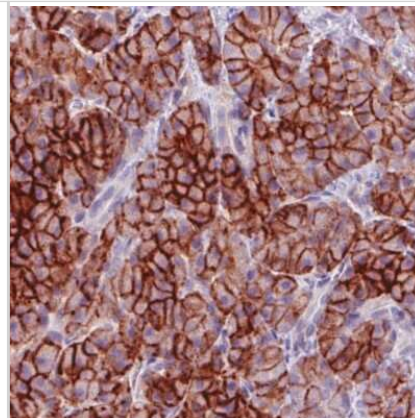
Product Application Details	
Applications	Western Blot, Immunohistochemistry-Paraffin, Immunohistochemistry
Recommended Dilutions	Western Blot 1 ug/ml, Immunohistochemistry 1:200 - 1:500, Immunohistochemistry-Paraffin 1:200 - 1:500
Application Notes	For IHC-Paraffin, HIER pH 6 retrieval is recommended.

**Images**

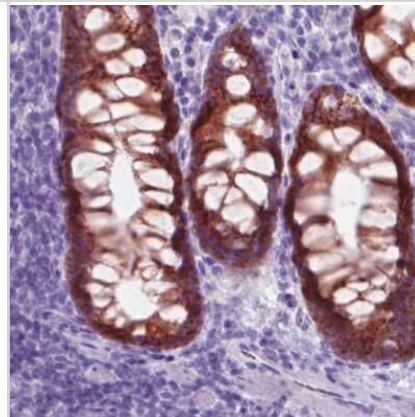
Western Blot: Carbonic Anhydrase XII/CA12 Antibody (CL0280) [NBP2-52902] - Lane 1: Marker [kDa], Lane 2: Human RT-4 cell line



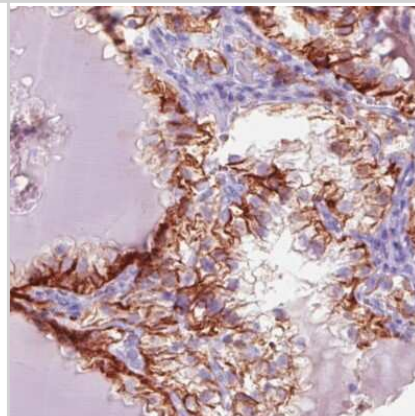
Immunohistochemistry-Paraffin: Carbonic Anhydrase XII/CA12 Antibody (CL0280) [NBP2-52902] - Staining of human pancreas shows strong membranous and moderate cytoplasmic positivity in the exocrine cells.



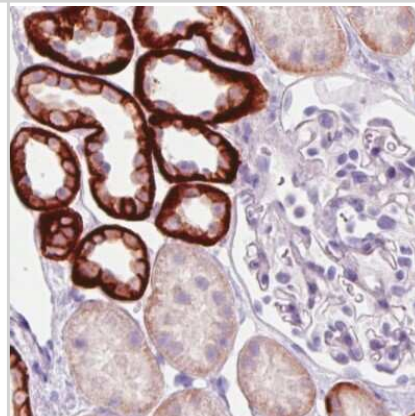
Immunohistochemistry-Paraffin: Carbonic Anhydrase XII/CA12 Antibody (CL0280) [NBP2-52902] - Staining of human colon shows strong cytoplasmic and membrane positivity in glandular cells.



Immunohistochemistry-Paraffin: Carbonic Anhydrase XII/CA12 Antibody (CL0280) [NBP2-52902] - Staining of human kidney (renal cancer) shows moderate immunoreactivity in cancer cells.



Immunohistochemistry-Paraffin: Carbonic Anhydrase XII/CA12 Antibody (CL0280) [NBP2-52902] - Staining of human kidney shows strong membranous and/or moderate cytoplasmic immunoreactivity in subsets of renal tubules, while glomeruli are negative.





### **Novus Biologicals USA**

10730 E. Briarwood Avenue  
Centennial, CO 80112  
USA  
Phone: 303.730.1950  
Toll Free: 1.888.506.6887  
Fax: 303.730.1966  
nb-customerservice@bio-techne.com

### **Bio-Techne Canada**

21 Canmotor Ave  
Toronto, ON M8Z 4E6  
Canada  
Phone: 905.827.6400  
Toll Free: 855.668.8722  
Fax: 905.827.6402  
canada.inquires@bio-techne.com

### **Bio-Techne Ltd**

19 Barton Lane  
Abingdon Science Park  
Abingdon, OX14 3NB, United Kingdom  
Phone: (44) (0) 1235 529449  
Free Phone: 0800 37 34 15  
Fax: (44) (0) 1235 533420  
info.EMEA@bio-techne.com

### **General Contact Information**

www.novusbio.com  
Technical Support: nb-technical@bio-techne.com  
Orders: nb-customerservice@bio-techne.com  
General: novus@novusbio.com

### **Products Related to NBP2-52902**

---

NBP2-52902PEP	Carbonic Anhydrase XII/CA12 Recombinant Protein Antigen
NBP2-33376H	Blue Marker Antibody (6F4-F6) [HRP]
HAF007	Goat anti-Mouse IgG Secondary Antibody [HRP]
NB7539	Goat anti-Mouse IgG (H+L) Secondary Antibody [HRP]
NBP1-97005-0.5mg	Mouse IgG1 Isotype Control (MG1)

---

### **Limitations**

This product is for research use only and is not approved for use in humans or in clinical diagnosis. Primary Antibodies are guaranteed for 1 year from date of receipt.

For more information on our 100% guarantee, please visit [www.novusbio.com/guarantee](http://www.novusbio.com/guarantee)

Earn gift cards/discounts by submitting a review: [www.novusbio.com/reviews/submit/NBP2-52902](http://www.novusbio.com/reviews/submit/NBP2-52902)

Earn gift cards/discounts by submitting a publication using this product:  
[www.novusbio.com/publications](http://www.novusbio.com/publications)

