

# Product Datasheet

## **RUNX2/CBFA1 Antibody (CL0232) - BSA Free NBP2-52887**

Unit Size: 0.1 ml

Store at 4C short term. Aliquot and store at -20C long term. Avoid freeze-thaw cycles.

[www.novusbio.com](http://www.novusbio.com)



[technical@novusbio.com](mailto:technical@novusbio.com)

### Publications: 1

Protocols, Publications, Related Products, Reviews, Research Tools and Images at:  
[www.novusbio.com/NBP2-52887](http://www.novusbio.com/NBP2-52887)

Updated 12/2/2025 v.20.1

Earn rewards for product  
reviews and publications.

Submit a publication at [www.novusbio.com/publications](http://www.novusbio.com/publications)

Submit a review at [www.novusbio.com/reviews/destination/NBP2-52887](http://www.novusbio.com/reviews/destination/NBP2-52887)



**NBP2-52887****RUNX2/CBFA1 Antibody (CL0232) - BSA Free**

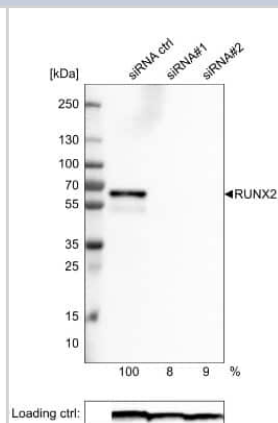
<b>Product Information</b>	
<b>Unit Size</b>	0.1 ml
<b>Concentration</b>	Concentrations vary lot to lot. See vial label for concentration. If unlisted please contact technical services.
<b>Storage</b>	Store at 4C short term. Aliquot and store at -20C long term. Avoid freeze-thaw cycles.
<b>Clonality</b>	Monoclonal
<b>Clone</b>	CL0232
<b>Preservative</b>	0.02% Sodium Azide
<b>Isotype</b>	IgG2a
<b>Purity</b>	Protein A purified
<b>Buffer</b>	PBS (pH 7.2) and 40% Glycerol
<b>Target Molecular Weight</b>	56.6 kDa

<b>Product Description</b>	
<b>Description</b>	Novus Biologicals Mouse RUNX2/CBFA1 Antibody (CL0232) - BSA Free (NBP2-52887) is a monoclonal antibody validated for use in IHC, WB and ICC/IF. Anti-RUNX2/CBFA1 Antibody: Cited in 1 publication. All Novus Biologicals antibodies are covered by our 100% guarantee.
<b>Host</b>	Mouse
<b>Gene ID</b>	860
<b>Gene Symbol</b>	RUNX2
<b>Species</b>	Human
<b>Reactivity Notes</b>	Expected species cross reactivity based on sequence identity: Rat (81%). Please note that this antibody is reactive to Mouse and derived from the same host, Mouse. Mouse-On-Mouse blocking reagent may be needed for IHC and ICC experiments to reduce high background signal. You can find these reagents under catalog numbers PK-2200-NB and MP-2400-NB. Please contact Technical Support if you have any questions
<b>Immunogen</b>	This antibody was developed using a recombinant protein derived from Q13950, with the exact immunogen sequence remaining proprietary.

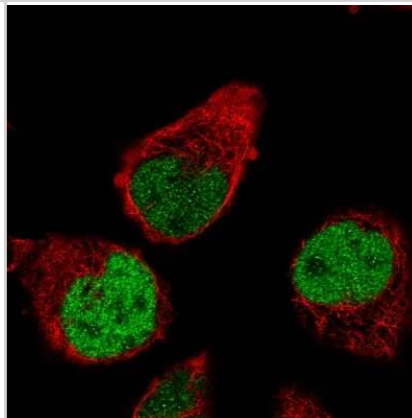
<b>Product Application Details</b>	
<b>Applications</b>	Western Blot, Immunohistochemistry-Paraffin, Immunocytochemistry/Immunofluorescence, Immunohistochemistry, Knockdown Validated
<b>Recommended Dilutions</b>	Western Blot 1 ug/ml, Immunohistochemistry 1:200 - 1:500, Immunocytochemistry/ Immunofluorescence 2-10 ug/ml, Immunohistochemistry-Paraffin 1:200 - 1:500, Knockdown Validated
<b>Application Notes</b>	For IHC-Paraffin, HIER pH 6 retrieval is recommended. For ICC/IF, PFA/Triton X-100 is recommended for fixation/permeabilization.

## Images

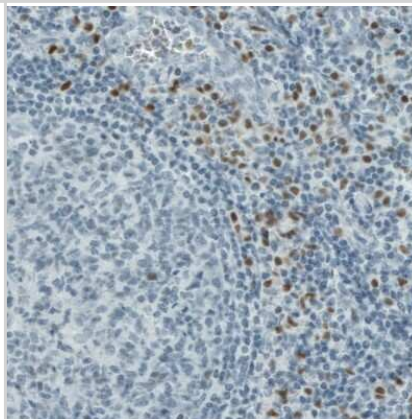
Western Blot: RUNX2/CBFA1 Antibody (CL0232) [NBP2-52887] - Analysis in U-251MG cells transfected with control siRNA, target specific siRNA probe #1 and #2, using Anti-RUNX2 antibody. Remaining relative intensity is presented. Loading control: Anti-PPIB.



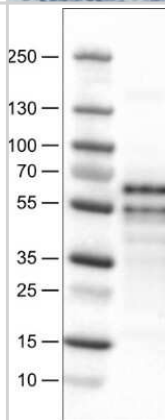
Immunocytochemistry/Immunofluorescence: RUNX2/CBFA1 Antibody (CL0232) [NBP2-52887] - Staining of RH-30 cells using the Anti-RUNX2 monoclonal antibody, showing specific staining in the nucleoplasm in green. Microtubule- and nuclear probes are visualized in red and blue, respectively (where available).



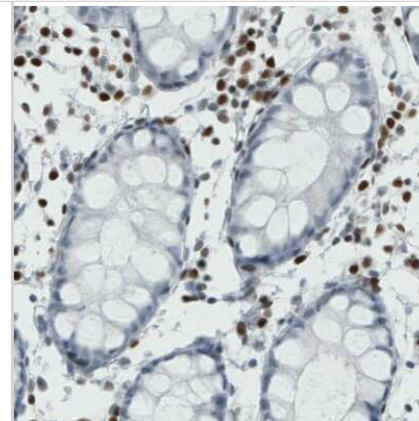
Immunohistochemistry-Paraffin: RUNX2/CBFA1 Antibody (CL0232) [NBP2-52887] - Staining of human tonsil shows nuclear immunoreactivity in a subset of lymphoid cells outside the reaction centrum.



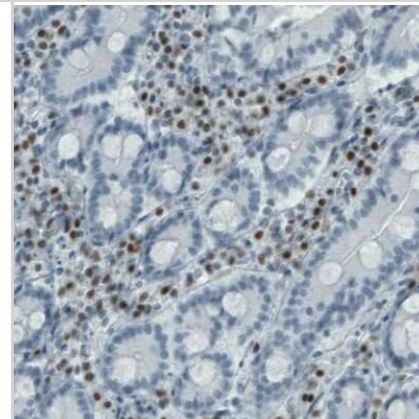
Western Blot: RUNX2/CBFA1 Antibody (CL0232) [NBP2-52887] - Lane 1: Marker [kDa], Lane 2: Human cell line U-251 MG



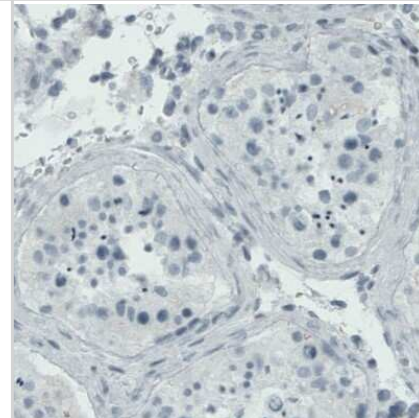
Immunohistochemistry-Paraffin: RUNX2/CBFA1 Antibody (CL0232) [NBP2-52887] - Staining of human rectum shows nuclear positivity in lymphoid cells.



Immunohistochemistry-Paraffin: RUNX2/CBFA1 Antibody (CL0232) [NBP2-52887] - Staining of human small intestine shows nuclear immunoreactivity in lymphoid cells.



Immunohistochemistry-Paraffin: RUNX2/CBFA1 Antibody (CL0232) [NBP2-52887] - Staining of human testis shows absence of staining (negative control).



## Publications

Chan YH, Ho KN, Lee YC et al. Melatonin enhances osteogenic differentiation of dental pulp mesenchymal stem cells by regulating MAPK pathways and promotes the efficiency of bone regeneration in calvarial bone defects Stem cell research & therapy 2022-02-19 [PMID: 35183254] (WB)



### **Novus Biologicals USA**

10730 E. Briarwood Avenue  
Centennial, CO 80112  
USA  
Phone: 303.730.1950  
Toll Free: 1.888.506.6887  
Fax: 303.730.1966  
nb-customerservice@bio-techne.com

### **Bio-Techne Canada**

21 Canmotor Ave  
Toronto, ON M8Z 4E6  
Canada  
Phone: 905.827.6400  
Toll Free: 855.668.8722  
Fax: 905.827.6402  
canada.inquires@bio-techne.com

### **Bio-Techne Ltd**

19 Barton Lane  
Abingdon Science Park  
Abingdon, OX14 3NB, United Kingdom  
Phone: (44) (0) 1235 529449  
Free Phone: 0800 37 34 15  
Fax: (44) (0) 1235 533420  
info.EMEA@bio-techne.com

### **General Contact Information**

www.novusbio.com  
Technical Support: nb-technical@bio-techne.com  
Orders: nb-customerservice@bio-techne.com  
General: novus@novusbio.com

### **Products Related to NBP2-52887**

---

NBP2-52887PEP	RUNX2/CBFA1 Recombinant Protein Antigen
NBP2-33376H	Blue Marker Antibody (6F4-F6) [HRP]
HAF007	Goat anti-Mouse IgG Secondary Antibody [HRP]
NB7539	Goat anti-Mouse IgG (H+L) Secondary Antibody [HRP]
NBP1-96778	Mouse IgG2a Isotype Control (M2A)

---

### **Limitations**

This product is for research use only and is not approved for use in humans or in clinical diagnosis. Primary Antibodies are guaranteed for 1 year from date of receipt.

For more information on our 100% guarantee, please visit [www.novusbio.com/guarantee](http://www.novusbio.com/guarantee)

Earn gift cards/discounts by submitting a review: [www.novusbio.com/reviews/submit/NBP2-52887](http://www.novusbio.com/reviews/submit/NBP2-52887)

Earn gift cards/discounts by submitting a publication using this product:  
[www.novusbio.com/publications](http://www.novusbio.com/publications)

