

Product Datasheet

Annexin A1 Antibody (CL0199) - BSA Free NBP2-52875

Unit Size: 0.1 ml

Store at 4C short term. Aliquot and store at -20C long term. Avoid freeze-thaw cycles.

www.novusbio.com



technical@novusbio.com

Protocols, Publications, Related Products, Reviews, Research Tools and Images at:
www.novusbio.com/NBP2-52875

Updated 12/2/2025 v.20.1

Earn rewards for product
reviews and publications.

Submit a publication at www.novusbio.com/publications

Submit a review at www.novusbio.com/reviews/destination/NBP2-52875



NBP2-52875

Annexin A1 Antibody (CL0199) - BSA Free


Product Information	
Unit Size	0.1 ml
Concentration	Concentrations vary lot to lot. See vial label for concentration. If unlisted please contact technical services.
Storage	Store at 4C short term. Aliquot and store at -20C long term. Avoid freeze-thaw cycles.
Clonality	Monoclonal
Clone	CL0199
Preservative	0.02% Sodium Azide
Isotype	IgG1
Purity	Protein A purified
Buffer	PBS (pH 7.2) and 40% Glycerol

Product Description	
Description	Novus Biologicals Mouse Annexin A1 Antibody (CL0199) - BSA Free (NBP2-52875) is a monoclonal antibody validated for use in IHC, WB and ICC/IF. All Novus Biologicals antibodies are covered by our 100% guarantee.
Host	Mouse
Gene ID	301
Gene Symbol	ANXA1
Species	Human
Reactivity Notes	Immunogen displays the following percentage of sequence identity for non-tested species: Mouse (83%), Rat (86%).
Immunogen	This antibody was developed using a recombinant protein derived from P04083, with the exact immunogen sequence remaining proprietary.

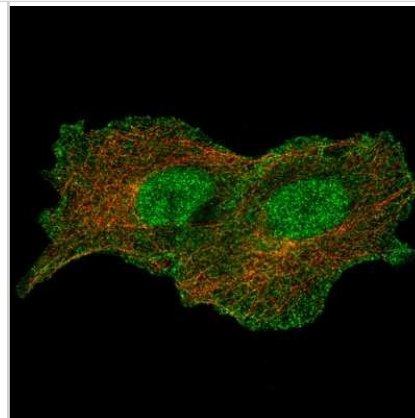
Product Application Details	
Applications	Western Blot, Immunohistochemistry-Paraffin, Immunocytochemistry/Immunofluorescence, Immunohistochemistry, Knockdown Validated
Recommended Dilutions	Western Blot 1 ug/ml, Immunohistochemistry 1:500 - 1:1000, Immunocytochemistry/ Immunofluorescence 2-10 ug/ml, Immunohistochemistry-Paraffin 1:500 - 1:1000, Knockdown Validated
Application Notes	For IHC-Paraffin, HIER pH 6 retrieval is recommended. For ICC/IF, PFA/Triton X-100 is recommended for fixation/permeabilization.

Images

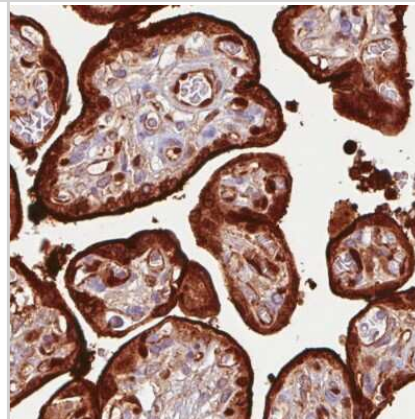
Western Blot: Annexin A1 Antibody (CL0199) [NBP2-52875] - Analysis of extracts from U-251 cells, transfected with: control siRNA, target specific siRNA probe #1, target specific siRNA probe #2, using Anti-ANXA1 monoclonal antibody. Downregulation of antibody signal confirms target specificity. Remaining intensity is presented. Loading control: Anti-GAPDH.



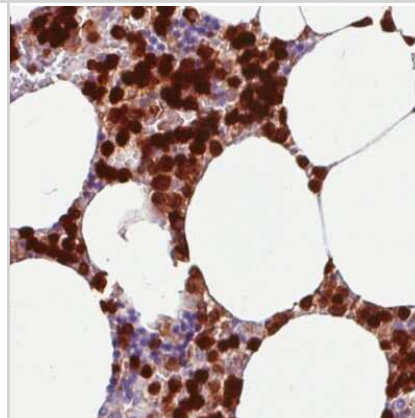
Immunocytochemistry/Immunofluorescence: Annexin A1 Antibody (CL0199) [NBP2-52875] - Staining of A549 cells using the Anti-ANXA1 monoclonal antibody, showing specific staining in the nucleus, cytosol and the plasma membrane in green. Microtubule- and nuclear probes are visualized in red and blue, respectively (where available).



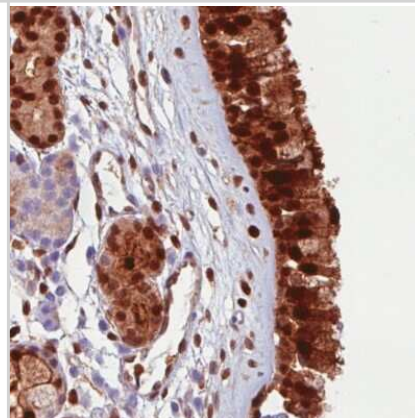
Immunohistochemistry-Paraffin: Annexin A1 Antibody (CL0199) [NBP2-52875] - Staining of human placenta shows strong immunoreactivity in the trophoblast cells.



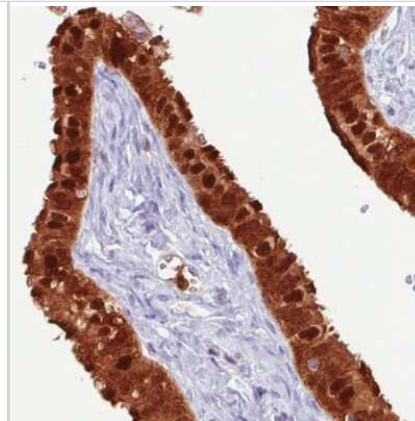
Immunohistochemistry-Paraffin: Annexin A1 Antibody (CL0199) [NBP2-52875] - Staining of human bone marrow shows strong nuclear immunoreactivity in a subset of lymphoid cells.



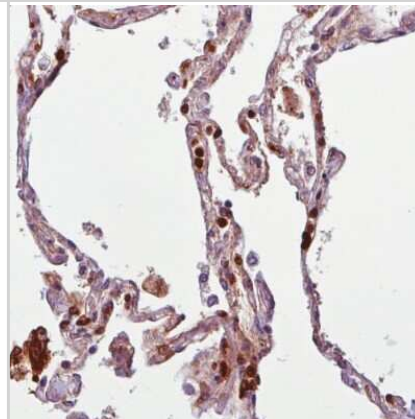
Immunohistochemistry-Paraffin: Annexin A1 Antibody (CL0199) [NBP2-52875] - Staining of human bronchus shows distinct positivity in ciliated epithelial cells.



Immunohistochemistry-Paraffin: Annexin A1 Antibody (CL0199) [NBP2-52875] - Staining of human fallopian tube shows strong positivity in the glandular cells.



Immunohistochemistry-Paraffin: Annexin A1 Antibody (CL0199) [NBP2-52875] - Staining of human lung shows nuclear positivity in a subset of pneumocytes and lymphoid cells.





Novus Biologicals USA

10730 E. Briarwood Avenue
Centennial, CO 80112
USA
Phone: 303.730.1950
Toll Free: 1.888.506.6887
Fax: 303.730.1966
nb-customerservice@bio-techne.com

Bio-Techne Canada

21 Canmotor Ave
Toronto, ON M8Z 4E6
Canada
Phone: 905.827.6400
Toll Free: 855.668.8722
Fax: 905.827.6402
canada.inquires@bio-techne.com

Bio-Techne Ltd

19 Barton Lane
Abingdon Science Park
Abingdon, OX14 3NB, United Kingdom
Phone: (44) (0) 1235 529449
Free Phone: 0800 37 34 15
Fax: (44) (0) 1235 533420
info.EMEA@bio-techne.com

General Contact Information

www.novusbio.com
Technical Support: nb-technical@bio-techne.com
Orders: nb-customerservice@bio-techne.com
General: novus@novusbio.com

Products Related to NBP2-52875

NBP2-52875PEP	Annexin A1 Recombinant Protein Antigen
NBP2-33376H	Blue Marker Antibody (6F4-F6) [HRP]
HAF007	Goat anti-Mouse IgG Secondary Antibody [HRP]
NB7539	Goat anti-Mouse IgG (H+L) Secondary Antibody [HRP]
NBP1-97005-0.5mg	Mouse IgG1 Isotype Control (MG1)

Limitations

This product is for research use only and is not approved for use in humans or in clinical diagnosis. Primary Antibodies are guaranteed for 1 year from date of receipt.

For more information on our 100% guarantee, please visit www.novusbio.com/guarantee

Earn gift cards/discounts by submitting a review: www.novusbio.com/reviews/submit/NBP2-52875

Earn gift cards/discounts by submitting a publication using this product:
www.novusbio.com/publications

