

Product Datasheet

LAMP-1/CD107a Antibody (5E7) - BSA Free NBP2-52721

Unit Size: 0.1 mg

Store at 4C short term. Aliquot and store at -20C long term. Avoid freeze-thaw cycles.

www.novusbio.com



technical@novusbio.com

Reviews: 2 Publications: 7

Protocols, Publications, Related Products, Reviews, Research Tools and Images at:
www.novusbio.com/NBP2-52721

Updated 9/9/2025 v.20.1

Earn rewards for product
reviews and publications.

Submit a publication at www.novusbio.com/publications

Submit a review at www.novusbio.com/reviews/destination/NBP2-52721



NBP2-52721

LAMP-1/CD107a Antibody (5E7) - BSA Free

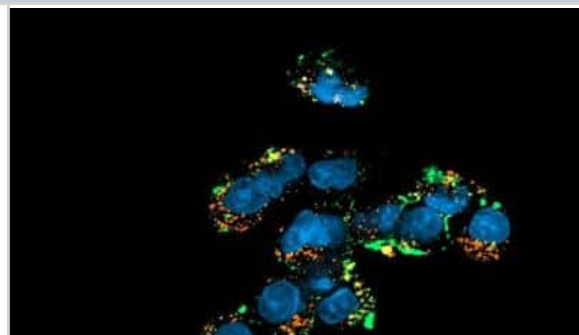
Product Information	
Unit Size	0.1 mg
Concentration	1.0 mg/ml
Storage	Store at 4C short term. Aliquot and store at -20C long term. Avoid freeze-thaw cycles.
Clonality	Monoclonal
Clone	5E7
Preservative	0.05% Sodium Azide
Isotype	IgG2b Kappa
Purity	Protein A or G purified
Buffer	PBS

Product Description	
Description	Novus Biologicals Mouse LAMP-1/CD107a Antibody (5E7) - BSA Free (NBP2-52721) is a monoclonal antibody validated for use in IHC, WB and ICC/IF. Anti-LAMP-1/CD107a Antibody: Cited in 7 publications. All Novus Biologicals antibodies are covered by our 100% guarantee.
Host	Mouse
Gene ID	3916
Gene Symbol	LAMP1
Species	Human
Immunogen	Partial recombinant protein made to an internal portion of the human LAMP1 protein (between amino acids 200-400) [UniProt P11279]

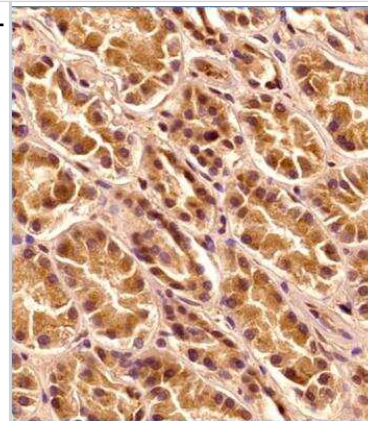
Product Application Details	
Applications	Western Blot, Immunohistochemistry-Paraffin, Immunocytochemistry/Immunofluorescence, Immunohistochemistry
Recommended Dilutions	Western Blot 2.0 ug/mL, Immunohistochemistry 1:100, Immunocytochemistry/Immunofluorescence 5 ug/mL, Immunohistochemistry-Paraffin 1:100

Images

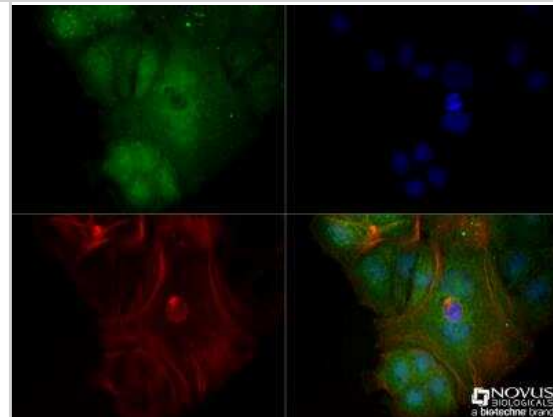
Immunocytochemistry/Immunofluorescence: LAMP-1/CD107a Antibody (5E7) [NBP2-52721] - ICC usage of NBP2-52721. Image submitted via verified customer review.



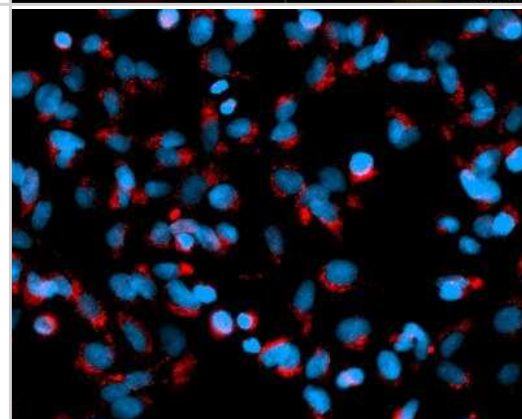
Immunohistochemistry-Paraffin: LAMP-1/CD107a Antibody (5E7) [NBP2-52721] - Analysis of FFPE human kidney tissue section using LAMP-1 antibody (clone 5E7) at 1:100 dilution. The antibody generated a specific cytoplasmic staining (with dotted appearance) in all the ductal and tubular epithelial cells.



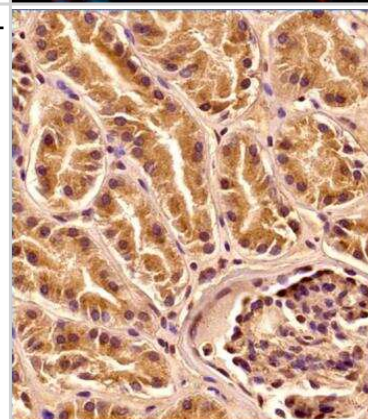
Immunocytochemistry/Immunofluorescence: LAMP-1/CD107a Antibody (5E7) [NBP2-52721] - A431 cells were fixed for 10 minutes using 10% formalin and then permeabilized for 5 minutes using 1X TBS + 0.5% Triton-X100. The cells were incubated with anti-LAMP (5E7) at a 1:200 dilution overnight at 4C and detected with an anti-mouse Dylight 488 (Green) at a 1:500 dilution. Actin was detected with Phalloidin 568 (Red) at a 1:200 dilution. Nuclei were counterstained with DAPI (Blue). Cells were imaged using a 40X objective.



Immunocytochemistry/Immunofluorescence: LAMP-1/CD107a Antibody (5E7) [NBP2-52721] - MCF-7 human breast cancer cell line. Secondary antibody goat anti-mouse IgG Fc Dy680 (NBP1-72880). Image from verified customer review.



Immunohistochemistry-Paraffin: LAMP-1/CD107a Antibody (5E7) [NBP2-52721] - Analysis of FFPE human kidney tissue section using LAMP-1 antibody (clone 5E7) at 1:100 dilution. The antibody generated a specific cytoplasmic staining (with dotted appearance) in all cells, especially the ductal and tubular epithelial cells. Few cells from the glomeruli showed nuclear signal also.



Publications

Larionova I, Kiselev A, Kazakova E et al. Tumor-associated macrophages respond to chemotherapy by detrimental transcriptional reprogramming and suppressing stabilin-1 mediated clearance of EGF *Frontiers in immunology* 2023-03-07 [PMID: 36960065] (ICC/IF, Human)

Details:

Dilution used in IHC-P 1:100

Alban TJ, Grabowski MM, Otvos B et al. The MIF promoter SNP rs755622 is associated with immune activation in glioblastoma *JCI insight* 2023-07-10 [PMID: 37252795] (IHC-P, Human)

Details:

1:50 IHC-P dilution

Chen Q, Cao Y, Li H et al. Sodium nitroprusside alleviates nanoplastics-induced developmental toxicity by suppressing apoptosis, ferroptosis and inflammation *Journal of environmental management* 2023-08-01 [PMID: 37536135] (WB, Zebrafish)

Zhang G, Cong Y, Liu FL et al. A nanomaterial targeting the spike protein captures SARS-CoV-2 variants and promotes viral elimination *Nature nanotechnology* 2022-08-22 [PMID: 35995853] (ICC/IF, Human)

Yoon Y, Go G, Yoon S Et Al. Melatonin Treatment Improves Renal Fibrosis via miR-4516/SIAH3/PINK1 Axis *Cells* 2021-07-03 [PMID: 34359852]

Boukhedouni N, Martins C, Darrigade AS et al. Type-1 cytokines regulate MMP-9 production and E-cadherin disruption to promote melanocyte loss in vitiligo *JCI Insight* 2020-06-04 [PMID: 32369451] (IHC-P, Human)

Koupenova M, Corkrey HA, Vitseva O et al. The role of platelets in mediating a response to human influenza infection. *Nat Commun.* 2018-09-01 [PMID: 30992428] (ICC/IF, Human)

Details:

Citation using the Azide Free form of this antibody.





Novus Biologicals USA

10730 E. Briarwood Avenue
Centennial, CO 80112
USA
Phone: 303.730.1950
Toll Free: 1.888.506.6887
Fax: 303.730.1966
nb-customerservice@bio-techne.com

Bio-Techne Canada

21 Canmotor Ave
Toronto, ON M8Z 4E6
Canada
Phone: 905.827.6400
Toll Free: 855.668.8722
Fax: 905.827.6402
canada.inquires@bio-techne.com

Bio-Techne Ltd

19 Barton Lane
Abingdon Science Park
Abingdon, OX14 3NB, United Kingdom
Phone: (44) (0) 1235 529449
Free Phone: 0800 37 34 15
Fax: (44) (0) 1235 533420
info.EMEA@bio-techne.com

General Contact Information

www.novusbio.com
Technical Support: nb-technical@bio-techne.com
Orders: nb-customerservice@bio-techne.com
General: novus@novusbio.com

Products Related to NBP2-52721

NBP2-33376H	Blue Marker Antibody (6F4-F6) [HRP]
HAF007	Goat anti-Mouse IgG Secondary Antibody [HRP]
NB7539	Goat anti-Mouse IgG (H+L) Secondary Antibody [HRP]
NBP1-43317-0.5mg	Mouse IgG2b Kappa Light Chain Isotype Control (MG2b)

Limitations

This product is for research use only and is not approved for use in humans or in clinical diagnosis. Primary Antibodies are guaranteed for 1 year from date of receipt.

For more information on our 100% guarantee, please visit www.novusbio.com/guarantee

Earn gift cards/discounts by submitting a review: www.novusbio.com/reviews/submit/NBP2-52721

Earn gift cards/discounts by submitting a publication using this product:
www.novusbio.com/publications

