

Product Datasheet

CD25/IL-2R alpha Antibody (Daclizumab) - Chimeric - Azide and BSA Free NBP2-52660-0.2mg

Unit Size: 0.2 mg

Store at 4C for up to 3 months. For longer storage, aliquot and store at -20C.

www.novusbio.com



technical@novusbio.com

Protocols, Publications, Related Products, Reviews, Research Tools and Images at:
www.novusbio.com/NBP2-52660

Updated 2/24/2026 v.20.1

Earn rewards for product
reviews and publications.

Submit a publication at www.novusbio.com/publications

Submit a review at www.novusbio.com/reviews/destination/NBP2-52660



NBP2-52660-0.2mg

CD25/IL-2R alpha Antibody (Daclizumab) - Chimeric - Azide and BSA Free

Product Information	
Unit Size	0.2 mg
Concentration	1 mg/ml
Storage	Store at 4C for up to 3 months. For longer storage, aliquot and store at -20C.
Clonality	Monoclonal
Clone	Daclizumab
Preservative	0.02% Proclin 300
Isotype	IgG Kappa
Purity	Protein A purified
Buffer	PBS

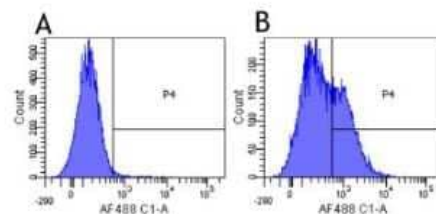
Product Description	
Description	Novus Biologicals Rabbit CD25/IL-2R alpha Antibody (Daclizumab) - Chimeric - Azide and BSA Free (NBP2-52660) is a recombinant monoclonal antibody validated for use in Flow. All Novus Biologicals antibodies are covered by our 100% guarantee.
Host	Rabbit
Gene ID	3559
Gene Symbol	IL2RA
Species	Human, Cynomolgus Monkey, Rhesus Macaque
Specificity/Sensitivity	Binds to p55 chain of IL2R on human T cells, Tac antigen, which is expressed on T cells activated by mitogens, soluble antigens, and alloantigens but not on resting T cells, thymocytes, B cells, monocytes, activated B cells, leukemic T cell blasts from patients with acute lymphoblastic leukemia, and long-term T cell lines.
Immunogen	Cultured T-cells derived from a patient with Mycosis fungoides.

Product Application Details	
Applications	Flow Cytometry, Block/Neutralize, CyTOF-ready
Recommended Dilutions	Flow Cytometry 1:10 - 1:1000, CyTOF-ready, Block/Neutralize
Application Notes	This antibody is Cytof ready. This chimeric rabbit antibody was made using the variable domain sequences of the original Human IgG1 format, for improved compatibility with existing reagents, assays and techniques.

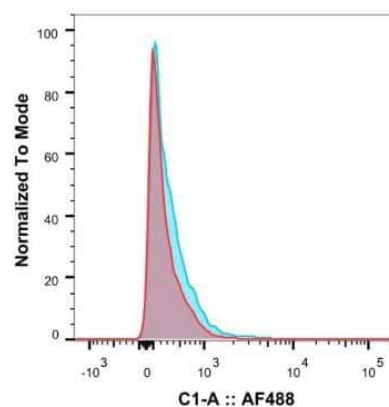


Images

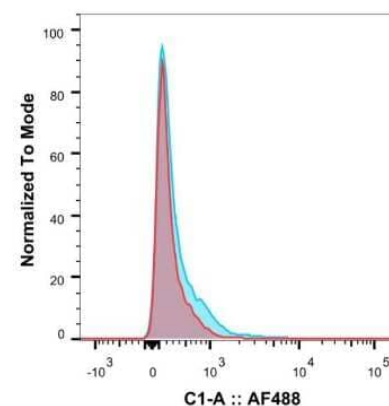
Flow Cytometry: CD25/IL-2R alpha Antibody (Daclizumab) - Chimeric [NBP2-52660] - CD25/IL-2 R alpha Antibody (Daclizumab) [NBP2-52660] - Human lymphocytes were stained with an isotype control (panel A) or the rabbit-chimeric version of Daclizumab (NBP2-52660, panel B) at a concentration of 1 ug/ml for 30 mins at RT. After washing, bound antibody was detected using a AF488 conjugated donkey anti-rabbit antibody and cells analysed on a FACSCanto flow-cytometer.



Flow Cytometry: CD25/IL-2R alpha Antibody (Daclizumab) - Chimeric [NBP2-52660] - Cynomolgus monkey lymphocytes were stained with an isotype control (red) or the rabbit-chimeric version of Daclizumab (NBP2-52660, blue) at a concentration of 1 ug/ml for 30 mins at RT. After washing, bound antibody was detected using a AF488 conjugated donkey anti-rabbit antibody (ab150073) and cells analysed on a FlowJo single-cell flow cytometer.



Flow Cytometry: CD25/IL-2R alpha Antibody (Daclizumab) - Chimeric [NBP2-52660] - CD25/IL-2 R alpha Antibody (Daclizumab) [NBP2-52660] - Rhesus monkey lymphocytes were stained with an isotype control (red) or the rabbit-chimeric version of Daclizumab (NBP2-52660, blue) at a concentration of 1 ug/ml for 30 mins at RT. After washing, bound antibody was detected using a AF488 conjugated donkey anti-rabbit antibody (ab150073) and cells analysed on a FlowJo single-cell flow cytometer.





Novus Biologicals USA

10730 E. Briarwood Avenue
Centennial, CO 80112
USA
Phone: 303.730.1950
Toll Free: 1.888.506.6887
Fax: 303.730.1966
nb-customerservice@bio-techne.com

Bio-Techne Canada

21 Canmotor Ave
Toronto, ON M8Z 4E6
Canada
Phone: 905.827.6400
Toll Free: 855.668.8722
Fax: 905.827.6402
canada.inquires@bio-techne.com

Bio-Techne Ltd

19 Barton Lane
Abingdon Science Park
Abingdon, OX14 3NB, United Kingdom
Phone: (44) (0) 1235 529449
Free Phone: 0800 37 34 15
Fax: (44) (0) 1235 533420
info.EMEA@bio-techne.com

General Contact Information

www.novusbio.com
Technical Support: nb-technical@bio-techne.com
Orders: nb-customerservice@bio-techne.com
General: novus@novusbio.com

Products Related to NBP2-52660-0.2mg

HAF008	Goat anti-Rabbit IgG Secondary Antibody [HRP]
NB7160	Goat anti-Rabbit IgG (H+L) Secondary Antibody [HRP]
NBP2-38730PEP	CD25/IL-2R alpha Recombinant Protein Antigen
210-TA-005	TNF-alpha [Unconjugated]

Limitations

This product is for research use only and is not approved for use in humans or in clinical diagnosis. Primary Antibodies are guaranteed for 1 year from date of receipt.

For more information on our 100% guarantee, please visit www.novusbio.com/guarantee

Earn gift cards/discounts by submitting a review: www.novusbio.com/reviews/submit/NBP2-52660

Earn gift cards/discounts by submitting a publication using this product:
www.novusbio.com/publications

