

# Product Datasheet

## CD40/TNFRSF5 Antibody (G28.5) - Chimeric - Azide and BSA Free NBP2-52648-0.2mg

Unit Size: 0.2 mg

Store at 4C for up to 3 months. For longer storage, aliquot and store at -20C.

[www.novusbio.com](http://www.novusbio.com)



[technical@novusbio.com](mailto:technical@novusbio.com)

Protocols, Publications, Related Products, Reviews, Research Tools and Images at:  
[www.novusbio.com/NBP2-52648](http://www.novusbio.com/NBP2-52648)

Updated 2/24/2026 v.20.1

Earn rewards for product  
reviews and publications.

Submit a publication at [www.novusbio.com/publications](http://www.novusbio.com/publications)

Submit a review at [www.novusbio.com/reviews/destination/NBP2-52648](http://www.novusbio.com/reviews/destination/NBP2-52648)



**NBP2-52648-0.2mg**

CD40/TNFRSF5 Antibody (G28.5) - Chimeric - Azide and BSA Free

Product Information	
Unit Size	0.2 mg
Concentration	1 mg/ml
Storage	Store at 4C for up to 3 months. For longer storage, aliquot and store at -20C.
Clonality	Monoclonal
Clone	G28.5
Preservative	0.02% Proclin 300
Isotype	IgG Kappa
Purity	Protein A purified
Buffer	PBS

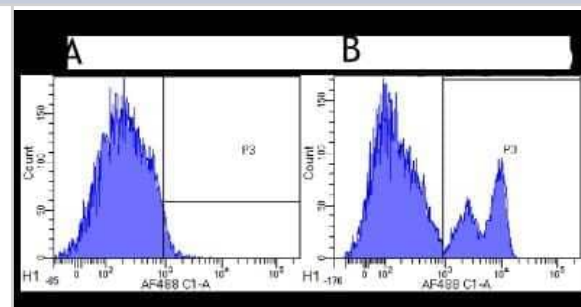
Product Description	
Description	Novus Biologicals Rabbit CD40/TNFRSF5 Antibody (G28.5) - Chimeric - Azide and BSA Free (NBP2-52648) is a recombinant monoclonal antibody validated for use in IHC, Flow and IP. All Novus Biologicals antibodies are covered by our 100% guarantee.
Host	Rabbit
Gene ID	958
Gene Symbol	CD40
Species	Human
Specificity/Sensitivity	48 kD Type I glycoprotein, a member of the TNFR superfamily primarily expressed on normal or malignant B cells or B cell lines, macrophages, follicular dendritic cells, endothelial cells, fibroblasts, and at low levels on plasma cells.
Immunogen	Human erythrocyte-rosette-negative tonsillar lymphocytes.

Product Application Details	
Applications	Flow Cytometry, Functional, Immunohistochemistry, Immunoprecipitation, CyTOF-ready
Recommended Dilutions	Flow Cytometry 1:10 - 1:1000, Immunohistochemistry 1:10 - 1:500, Immunoprecipitation 1:10 - 1:500, Functional, CyTOF-ready
Application Notes	This antibody is Cytof ready. This chimeric rabbit antibody was made using the variable domain sequences of the original murine IgG1 format, for improved compatibility with existing reagents, assays and techniques. This antibody detects CD40/TNFRSF5 by immunostaining. The original mouse IgG1 format was shown to stimular B-cells (Bishop 2012 and references therein).

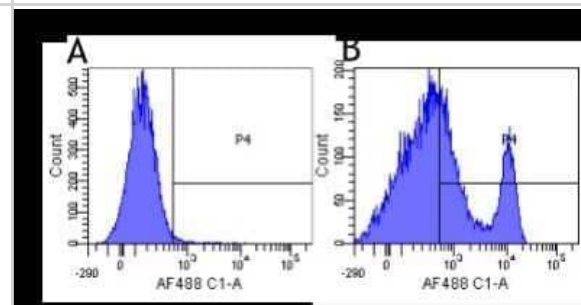


## Images

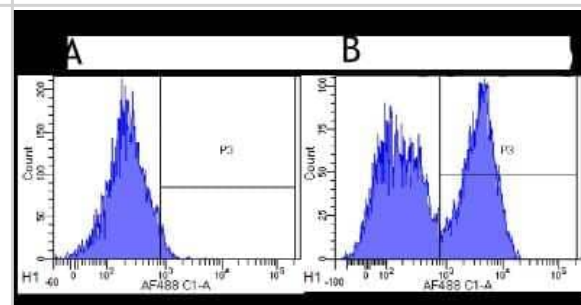
Flow Cytometry: CD40/TNFRSF5 Antibody (G28.5) - Chimeric [NBP2-52648] - Flow-cytometry using anti-CD40 antibody G28.5. Cynomolgus monkey lymphocytes were stained with an isotype control (panel A) or the rabbit-chimeric version of G28.5 (NBP2-52648, panel B) at a concentration of 1 ug/ml for 30 mins at RT. After washing, bound antibody was detected using a AF488 conjugated donkey anti-rabbit antibody and cells analysed on a FACSCanto flow-cytometer.



Flow Cytometry: CD40/TNFRSF5 Antibody (G28.5) - Chimeric [NBP2-52648] - Flow-cytometry using anti-CD40 antibody G28.5. Human lymphocytes were stained with an isotype control (panel A) or the rabbit-chimeric version of G28.5 (NBP2-52648, panel B) at a concentration of 1 ug/ml for 30 mins at RT. After washing, bound antibody was detected using a AF488 conjugated donkey anti-rabbit antibody and cells analysed on a FACSCanto flow-cytometer.



Flow Cytometry: CD40/TNFRSF5 Antibody (G28.5) - Chimeric [NBP2-52648] - Flow-cytometry using anti-CD40 antibody G28.5. Rhesus monkey lymphocytes were stained with an isotype control (panel A) or the rabbit-chimeric version of G28.5 (NBP2-52648, panel B) at a concentration of 1 ug/ml for 30 mins at RT. After washing, bound antibody was detected using a AF488 conjugated donkey anti-rabbit antibody and cells analysed on a FACSCanto flow-cytometer.





### **Novus Biologicals USA**

10730 E. Briarwood Avenue  
Centennial, CO 80112  
USA  
Phone: 303.730.1950  
Toll Free: 1.888.506.6887  
Fax: 303.730.1966  
nb-customerservice@bio-techne.com

### **Bio-Techne Canada**

21 Canmotor Ave  
Toronto, ON M8Z 4E6  
Canada  
Phone: 905.827.6400  
Toll Free: 855.668.8722  
Fax: 905.827.6402  
canada.inquires@bio-techne.com

### **Bio-Techne Ltd**

19 Barton Lane  
Abingdon Science Park  
Abingdon, OX14 3NB, United Kingdom  
Phone: (44) (0) 1235 529449  
Free Phone: 0800 37 34 15  
Fax: (44) (0) 1235 533420  
info.EMEA@bio-techne.com

### **General Contact Information**

www.novusbio.com  
Technical Support: nb-technical@bio-techne.com  
Orders: nb-customerservice@bio-techne.com  
General: novus@novusbio.com

### **Products Related to NBP2-52648-0.2mg**

---

HAF008	Goat anti-Rabbit IgG Secondary Antibody [HRP]
NB7160	Goat anti-Rabbit IgG (H+L) Secondary Antibody [HRP]
NBP2-52199-0.05mg	Recombinant Mouse CD40/TNFRSF5 His Protein
210-TA-005	TNF-alpha [Unconjugated]

---

### **Limitations**

This product is for research use only and is not approved for use in humans or in clinical diagnosis. Primary Antibodies are guaranteed for 1 year from date of receipt.

For more information on our 100% guarantee, please visit [www.novusbio.com/guarantee](http://www.novusbio.com/guarantee)

Earn gift cards/discounts by submitting a review: [www.novusbio.com/reviews/submit/NBP2-52648](http://www.novusbio.com/reviews/submit/NBP2-52648)

Earn gift cards/discounts by submitting a publication using this product:  
[www.novusbio.com/publications](http://www.novusbio.com/publications)

