

# Product Datasheet

## Transthyretin/Prealbumin Antibody (2E10C5) - BSA Free NBP2-52575

Unit Size: 0.1 mg

Store at 4C short term. Aliquot and store at -20C long term. Avoid freeze-thaw cycles.

[www.novusbio.com](http://www.novusbio.com)



[technical@novusbio.com](mailto:technical@novusbio.com)

**Reviews: 1 Publications: 1**

Protocols, Publications, Related Products, Reviews, Research Tools and Images at:  
[www.novusbio.com/NBP2-52575](http://www.novusbio.com/NBP2-52575)

Updated 9/9/2025 v.20.1

**Earn rewards for product  
reviews and publications.**

Submit a publication at [www.novusbio.com/publications](http://www.novusbio.com/publications)

Submit a review at [www.novusbio.com/reviews/destination/NBP2-52575](http://www.novusbio.com/reviews/destination/NBP2-52575)

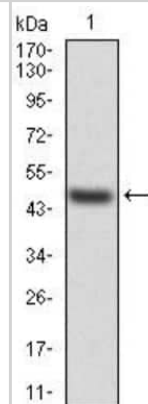


**NBP2-52575****Transthyretin/Prealbumin Antibody (2E10C5) - BSA Free**

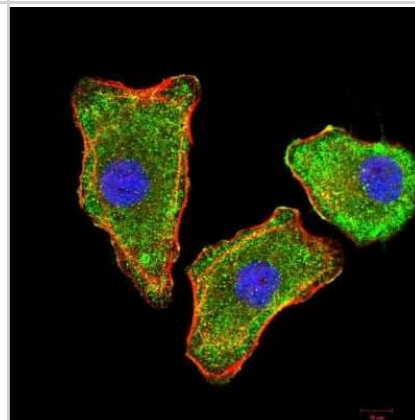
<b>Product Information</b>	
<b>Unit Size</b>	0.1 mg
<b>Concentration</b>	1 mg/ml
<b>Storage</b>	Store at 4C short term. Aliquot and store at -20C long term. Avoid freeze-thaw cycles.
<b>Clonality</b>	Monoclonal
<b>Clone</b>	2E10C5
<b>Preservative</b>	0.05% Sodium Azide
<b>Isotype</b>	IgG1
<b>Purity</b>	Protein G purified
<b>Buffer</b>	PBS
<b>Target Molecular Weight</b>	15.9 kDa
<b>Product Description</b>	
<b>Description</b>	Novus Biologicals Mouse Transthyretin/Prealbumin Antibody (2E10C5) - BSA Free (NBP2-52575) is a monoclonal antibody validated for use in IHC, WB, ELISA, Flow and ICC/IF. Anti-Transthyretin/Prealbumin Antibody: Cited in 1 publication. All Novus Biologicals antibodies are covered by our 100% guarantee.
<b>Host</b>	Mouse
<b>Gene ID</b>	7276
<b>Gene Symbol</b>	TTR
<b>Species</b>	Human
<b>Immunogen</b>	Purified recombinant fragment of human Transthyretin/Prealbumin (AA: 1-147) expressed in E. Coli.
<b>Product Application Details</b>	
<b>Applications</b>	Western Blot, Immunohistochemistry-Paraffin, ELISA, Flow Cytometry, Immunocytochemistry/ Immunofluorescence, Immunohistochemistry, CyTOF-ready
<b>Recommended Dilutions</b>	Western Blot 1:500-1:2000, Flow Cytometry 1:200-1:400, ELISA 1:10000, Immunohistochemistry 1:200-1:1000, Immunocytochemistry/ Immunofluorescence 1:200-1:1000, Immunohistochemistry-Paraffin, CyTOF-ready
<b>Application Notes</b>	This antibody is CyTOF ready.

## Images

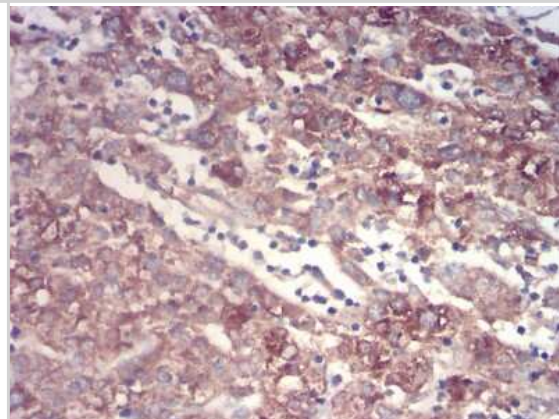
Western Blot: Transthyretin/Prealbumin Antibody (2E10C5) [NBP2-52575] - Analysis using TTR mAb against human TTR (AA: 1-147) recombinant protein. (Expected MW is 45.8 kDa)



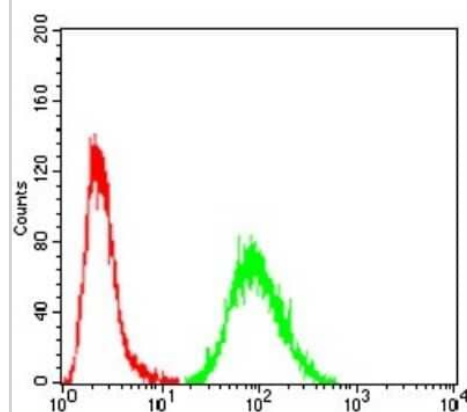
Immunocytochemistry/Immunofluorescence: Transthyretin/Prealbumin Antibody (2E10C5) [NBP2-52575] - Analysis of MCF-7 cells using TTR mouse mAb (green). Blue: DRAQ5 fluorescent DNA dye. Red: Actin filaments have been labeled with Alexa Fluor- 555 phalloidin.



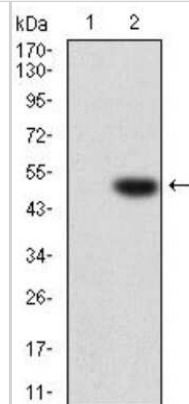
Immunohistochemistry-Paraffin: Transthyretin/Prealbumin Antibody (2E10C5) [NBP2-52575] - Analysis of liver cancer tissues using TTR mouse mAb with DAB staining.



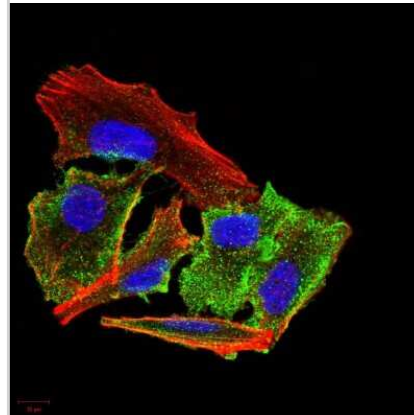
Flow Cytometry: Transthyretin/Prealbumin Antibody (2E10C5) [NBP2-52575] - Analysis of A549 cells using TTR mouse mAb (green) and negative control (red).



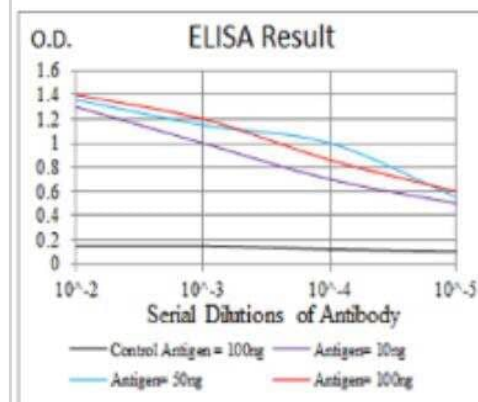
Western Blot: Transthyretin/Prealbumin Antibody (2E10C5) [NBP2-52575] - Analysis using TTR mAb against HEK293 (1) and TTR (AA: 1-147)-hlgGFc transfected HEK293 (2) cell lysate.



Immunocytochemistry/Immunofluorescence: Transthyretin/Prealbumin Antibody (2E10C5) [NBP2-52575] - Analysis of A549 cells using TTR mouse mAb (green). Blue: DRAQ5 fluorescent DNA dye. Red: Actin filaments have been labeled with Alexa Fluor- 555 phalloidin.



ELISA: Transthyretin/Prealbumin Antibody (2E10C5) [NBP2-52575] -  
:Black line: Control Antigen (100 ng); Purple line: Antigen(10ng); Blue line: Antigen (50 ng); Red line: Antigen (100 ng);



## Publications

Wegmann R, Neri M, Schuierer S et al. CellSIUS provides sensitive and specific detection of rare cell populations from complex single-cell RNA-seq data Genome Biol. 2019-07-17 [PMID: 31315641] (ICC/IF, Human)



### **Novus Biologicals USA**

10730 E. Briarwood Avenue  
Centennial, CO 80112  
USA  
Phone: 303.730.1950  
Toll Free: 1.888.506.6887  
Fax: 303.730.1966  
nb-customerservice@bio-techne.com

### **Bio-Techne Canada**

21 Canmotor Ave  
Toronto, ON M8Z 4E6  
Canada  
Phone: 905.827.6400  
Toll Free: 855.668.8722  
Fax: 905.827.6402  
canada.inquires@bio-techne.com

### **Bio-Techne Ltd**

19 Barton Lane  
Abingdon Science Park  
Abingdon, OX14 3NB, United Kingdom  
Phone: (44) (0) 1235 529449  
Free Phone: 0800 37 34 15  
Fax: (44) (0) 1235 533420  
info.EMEA@bio-techne.com

### **General Contact Information**

www.novusbio.com  
Technical Support: nb-technical@bio-techne.com  
Orders: nb-customerservice@bio-techne.com  
General: novus@novusbio.com

### **Products Related to NBP2-52575**

---

NBP2-33376H	Blue Marker Antibody (6F4-F6) [HRP]
HAF007	Goat anti-Mouse IgG Secondary Antibody [HRP]
NB7539	Goat anti-Mouse IgG (H+L) Secondary Antibody [HRP]
NBP1-97005-0.5mg	Mouse IgG1 Isotype Control (MG1)

---

### **Limitations**

This product is for research use only and is not approved for use in humans or in clinical diagnosis. Primary Antibodies are guaranteed for 1 year from date of receipt.

For more information on our 100% guarantee, please visit [www.novusbio.com/guarantee](http://www.novusbio.com/guarantee)

Earn gift cards/discounts by submitting a review: [www.novusbio.com/reviews/submit/NBP2-52575](http://www.novusbio.com/reviews/submit/NBP2-52575)

Earn gift cards/discounts by submitting a publication using this product:  
[www.novusbio.com/publications](http://www.novusbio.com/publications)

