

# Product Datasheet

## PTP1B/PTPN1 Antibody (4F8F11) - BSA Free NBP2-52543

Unit Size: 0.1 mg

Store at 4C short term. Aliquot and store at -20C long term. Avoid freeze-thaw cycles.

[www.novusbio.com](http://www.novusbio.com)



[technical@novusbio.com](mailto:technical@novusbio.com)

Protocols, Publications, Related Products, Reviews, Research Tools and Images at:  
[www.novusbio.com/NBP2-52543](http://www.novusbio.com/NBP2-52543)

Updated 9/9/2025 v.20.1

Earn rewards for product  
reviews and publications.

Submit a publication at [www.novusbio.com/publications](http://www.novusbio.com/publications)

Submit a review at [www.novusbio.com/reviews/destination/NBP2-52543](http://www.novusbio.com/reviews/destination/NBP2-52543)



**NBP2-52543**

PTP1B/PTPN1 Antibody (4F8F11) - BSA Free

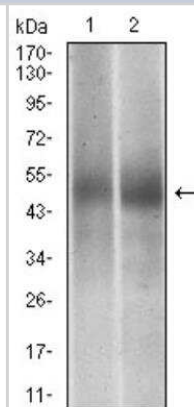
Product Information	
Unit Size	0.1 mg
Concentration	1 mg/ml
Storage	Store at 4C short term. Aliquot and store at -20C long term. Avoid freeze-thaw cycles.
Clonality	Monoclonal
Clone	4F8F11
Preservative	0.05% Sodium Azide
Isotype	IgG1
Purity	Protein G purified
Buffer	PBS
Target Molecular Weight	50 kDa

Product Description	
Description	Novus Biologicals Mouse PTP1B/PTPN1 Antibody (4F8F11) - BSA Free (NBP2-52543) is a monoclonal antibody validated for use in IHC, WB, ELISA, Flow and ICC/IF. All Novus Biologicals antibodies are covered by our 100% guarantee.
Host	Mouse
Gene ID	5770
Gene Symbol	PTPN1
Species	Human
Immunogen	Purified recombinant fragment of human PTP1B/PTPN1 (AA: 40-246) expressed in E. Coli.

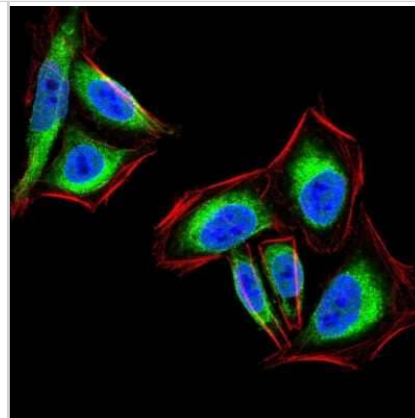
Product Application Details	
Applications	Western Blot, Immunohistochemistry-Paraffin, ELISA, Flow Cytometry, Immunocytochemistry/ Immunofluorescence, Immunohistochemistry, CyTOF-ready
Recommended Dilutions	Western Blot 1:500-1:2000, Flow Cytometry 1:200-1:400, ELISA 1:10000, Immunohistochemistry 1:200-1:1000, Immunocytochemistry/ Immunofluorescence 1:200-1:1000, Immunohistochemistry-Paraffin 1:200-1:1000, CyTOF-ready
Application Notes	This antibody is Cytof ready.

**Images**

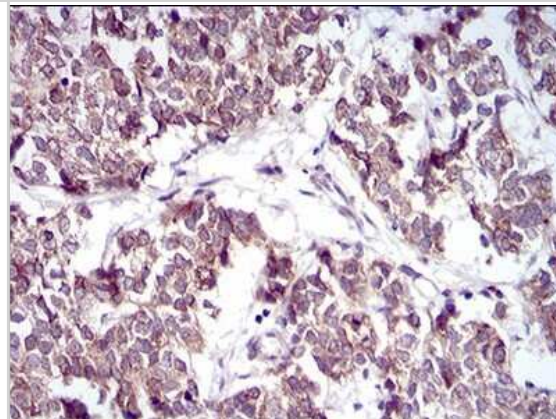
Western Blot: PTP1B/PTPN1 Antibody (4F8F11) [NBP2-52543] - Analysis using PTPN1 mouse mAb against Jurkat (1), MCF-7 (2) cell lysate.



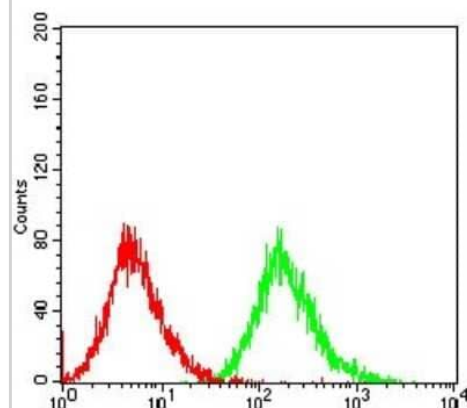
Immunocytochemistry/Immunofluorescence: PTP1B/PTPN1 Antibody (4F8F11) [NBP2-52543] - Analysis of Hela cells using PTPN1 mouse mAb (green). Blue: DRAQ5 fluorescent DNA dye. Red: Actin filaments have been labeled with Alexa Fluor- 555 phalloidin.



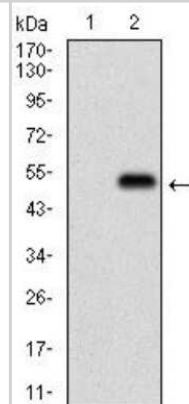
Immunohistochemistry-Paraffin: PTP1B/PTPN1 Antibody (4F8F11) [NBP2-52543] - Analysis of paraffin-embedded bladder cancer tissues using PTPN1 mouse mAb with DAB staining.



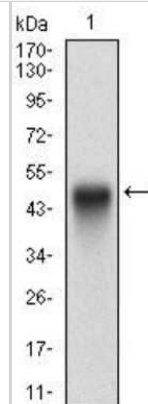
Flow Cytometry: PTP1B/PTPN1 Antibody (4F8F11) [NBP2-52543] - Analysis of Jurkat cells using PTPN1 mouse mAb (green) and negative control (red).



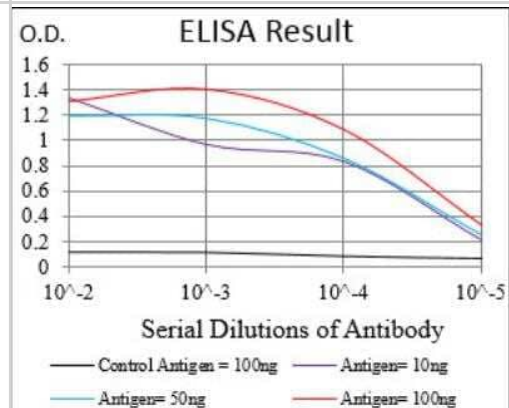
Western Blot: PTP1B/PTPN1 Antibody (4F8F11) [NBP2-52543] - Analysis using PTPN1 mAb against HEK293 (1) and PTPN1 (AA: 40-246)-hlgGfc transfected HEK293 (2) cell lysate.



Western Blot: PTP1B/PTPN1 Antibody (4F8F11) [NBP2-52543] - Analysis using PTPN1 mAb against human PTPN1 (AA: 40-246) recombinant protein. (Expected MW is 50 kDa)



ELISA: PTP1B/PTPN1 Antibody (4F8F11) [NBP2-52543] - Black line: Control Antigen (100 ng); Purple line: Antigen(10ng); Blue line: Antigen (50 ng); Red line: Antigen (100 ng).





### **Novus Biologicals USA**

10730 E. Briarwood Avenue  
Centennial, CO 80112  
USA  
Phone: 303.730.1950  
Toll Free: 1.888.506.6887  
Fax: 303.730.1966  
nb-customerservice@bio-techne.com

### **Bio-Techne Canada**

21 Canmotor Ave  
Toronto, ON M8Z 4E6  
Canada  
Phone: 905.827.6400  
Toll Free: 855.668.8722  
Fax: 905.827.6402  
canada.inquires@bio-techne.com

### **Bio-Techne Ltd**

19 Barton Lane  
Abingdon Science Park  
Abingdon, OX14 3NB, United Kingdom  
Phone: (44) (0) 1235 529449  
Free Phone: 0800 37 34 15  
Fax: (44) (0) 1235 533420  
info.EMEA@bio-techne.com

### **General Contact Information**

www.novusbio.com  
Technical Support: nb-technical@bio-techne.com  
Orders: nb-customerservice@bio-techne.com  
General: novus@novusbio.com

### **Products Related to NBP2-52543**

---

NBP2-33376H	Blue Marker Antibody (6F4-F6) [HRP]
HAF007	Goat anti-Mouse IgG Secondary Antibody [HRP]
NB7539	Goat anti-Mouse IgG (H+L) Secondary Antibody [HRP]
NBP1-97005-0.5mg	Mouse IgG1 Isotype Control (MG1)

---

### **Limitations**

This product is for research use only and is not approved for use in humans or in clinical diagnosis. Primary Antibodies are guaranteed for 1 year from date of receipt.

For more information on our 100% guarantee, please visit [www.novusbio.com/guarantee](http://www.novusbio.com/guarantee)

Earn gift cards/discounts by submitting a review: [www.novusbio.com/reviews/submit/NBP2-52543](http://www.novusbio.com/reviews/submit/NBP2-52543)

Earn gift cards/discounts by submitting a publication using this product:  
[www.novusbio.com/publications](http://www.novusbio.com/publications)

