

Product Datasheet

HIST3H3 Antibody (4E9B11) - BSA Free NBP2-52482

Unit Size: 0.1 mg

Store at 4C short term. Aliquot and store at -20C long term. Avoid freeze-thaw cycles.

www.novusbio.com



technical@novusbio.com

Protocols, Publications, Related Products, Reviews, Research Tools and Images at:
www.novusbio.com/NBP2-52482

Updated 9/9/2025 v.20.1

Earn rewards for product
reviews and publications.

Submit a publication at www.novusbio.com/publications

Submit a review at www.novusbio.com/reviews/destination/NBP2-52482




NBP2-52482

HIST3H3 Antibody (4E9B11) - BSA Free

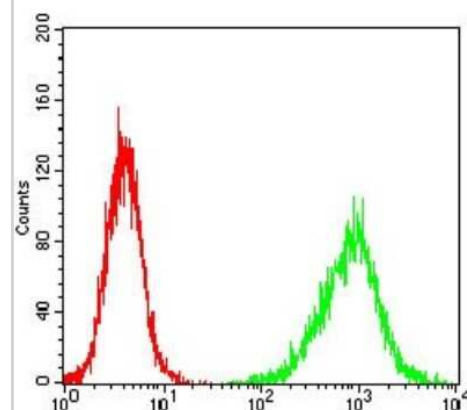
Product Information	
Unit Size	0.1 mg
Concentration	1 mg/ml
Storage	Store at 4C short term. Aliquot and store at -20C long term. Avoid freeze-thaw cycles.
Clonality	Monoclonal
Clone	4E9B11
Preservative	0.05% Sodium Azide
Isotype	IgG1
Purity	Protein G purified
Buffer	PBS
Target Molecular Weight	15.5 kDa
Product Description	
Description	Novus Biologicals Mouse HIST3H3 Antibody (4E9B11) - BSA Free (NBP2-52482) is a monoclonal antibody validated for use in WB, ELISA and Flow. All Novus Biologicals antibodies are covered by our 100% guarantee.
Host	Mouse
Gene ID	8290
Gene Symbol	H3-4
Species	Human, Mouse
Immunogen	Synthesized peptide of human HIST3H3 (AA: ARTKQTAR(AcK)STG-C).
Product Application Details	
Applications	Western Blot, ELISA, Flow Cytometry, CyTOF-ready
Recommended Dilutions	Western Blot 1:500-1:2000, Flow Cytometry 1:200-1:400, ELISA 1:10000, CyTOF-ready
Application Notes	This antibody is Cytof ready.

Images

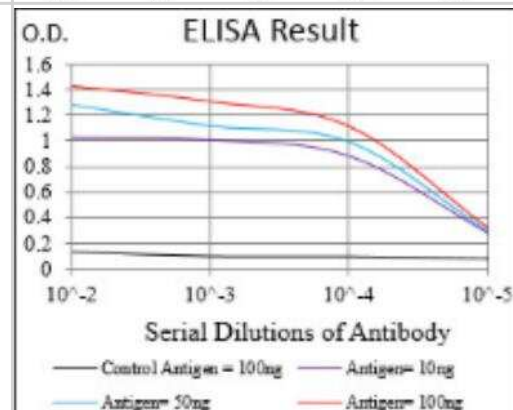
Western Blot: HIST3H3 Antibody (4E9B11) [NBP2-52482] - Analysis using AHH3 mouse mAb against NIH3T3 (1), Hela (2), K562 (3) cell lysate.



Flow Cytometry: HIST3H3 Antibody (4E9B11) [NBP2-52482] - Analysis of NIH/3T3 cells using HH3 mouse mAb (green) and negative control (red).



ELISA: HIST3H3 Antibody (4E9B11) [NBP2-52482] - Black line: Control Antigen (100 ng); Purple line: Antigen(10ng); Blue line: Antigen (50 ng); Red line: Antigen (100 ng);





Novus Biologicals USA

10730 E. Briarwood Avenue
Centennial, CO 80112
USA
Phone: 303.730.1950
Toll Free: 1.888.506.6887
Fax: 303.730.1966
nb-customerservice@bio-techne.com

Bio-Techne Canada

21 Canmotor Ave
Toronto, ON M8Z 4E6
Canada
Phone: 905.827.6400
Toll Free: 855.668.8722
Fax: 905.827.6402
canada.inquires@bio-techne.com

Bio-Techne Ltd

19 Barton Lane
Abingdon Science Park
Abingdon, OX14 3NB, United Kingdom
Phone: (44) (0) 1235 529449
Free Phone: 0800 37 34 15
Fax: (44) (0) 1235 533420
info.EMEA@bio-techne.com

General Contact Information

www.novusbio.com
Technical Support: nb-technical@bio-techne.com
Orders: nb-customerservice@bio-techne.com
General: novus@novusbio.com

Products Related to NBP2-52482

NBP2-33376H	Blue Marker Antibody (6F4-F6) [HRP]
HAF007	Goat anti-Mouse IgG Secondary Antibody [HRP]
NB7539	Goat anti-Mouse IgG (H+L) Secondary Antibody [HRP]
NBP1-97005-0.5mg	Mouse IgG1 Isotype Control (MG1)

Limitations

This product is for research use only and is not approved for use in humans or in clinical diagnosis. Primary Antibodies are guaranteed for 1 year from date of receipt.

For more information on our 100% guarantee, please visit www.novusbio.com/guarantee

Earn gift cards/discounts by submitting a review: www.novusbio.com/reviews/submit/NBP2-52482

Earn gift cards/discounts by submitting a publication using this product:
www.novusbio.com/publications

