

Product Datasheet

GLI-1 Antibody (1B9F8) - BSA Free NBP2-52475

Unit Size: 0.1 mg

Store at 4C short term. Aliquot and store at -20C long term. Avoid freeze-thaw cycles.

www.novusbio.com



technical@novusbio.com

Protocols, Publications, Related Products, Reviews, Research Tools and Images at:
www.novusbio.com/NBP2-52475

Updated 9/9/2025 v.20.1

Earn rewards for product
reviews and publications.

Submit a publication at www.novusbio.com/publications

Submit a review at www.novusbio.com/reviews/destination/NBP2-52475



NBP2-52475

GLI-1 Antibody (1B9F8) - BSA Free

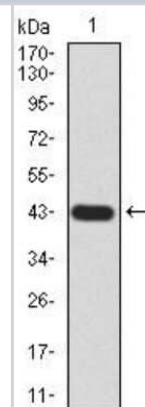
Product Information	
Unit Size	0.1 mg
Concentration	1 mg/ml
Storage	Store at 4C short term. Aliquot and store at -20C long term. Avoid freeze-thaw cycles.
Clonality	Monoclonal
Clone	1B9F8
Preservative	0.05% Sodium Azide
Isotype	IgG1
Purity	Protein G purified
Buffer	PBS
Target Molecular Weight	118 kDa

Product Description	
Description	Novus Biologicals Mouse GLI-1 Antibody (1B9F8) - BSA Free (NBP2-52475) is a monoclonal antibody validated for use in IHC, WB, ELISA, Flow and ICC/IF. All Novus Biologicals antibodies are covered by our 100% guarantee.
Host	Mouse
Gene ID	2735
Gene Symbol	GLI1
Species	Human
Immunogen	Purified recombinant fragment of human GLI-1 (AA: 284-449) expressed in E. Coli.

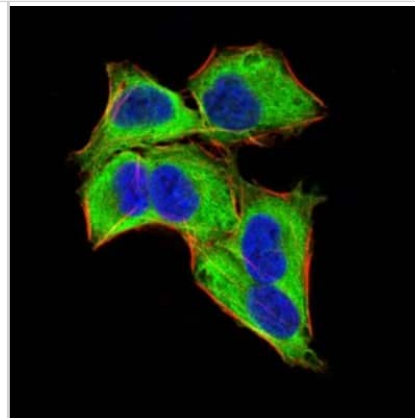
Product Application Details	
Applications	Western Blot, Immunohistochemistry-Paraffin, ELISA, Flow Cytometry, Immunocytochemistry/ Immunofluorescence, Immunohistochemistry, CyTOF-ready
Recommended Dilutions	Western Blot 1:500-1:2000, Flow Cytometry 1:200-1:400, ELISA 1:10000, Immunohistochemistry 1:200-1:1000, Immunocytochemistry/ Immunofluorescence 1:200-1:1000, Immunohistochemistry-Paraffin 1:200-1:1000, CyTOF-ready
Application Notes	This antibody is Cytof ready.

Images

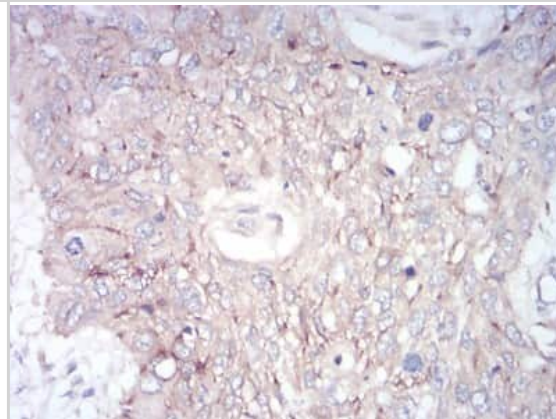
Western Blot: GLI-1 Antibody (1B9F8) [NBP2-52475] - Analysis using GLI1 mAb against human GLI1 (AA: 284-449) recombinant protein. (Expected MW is 43.1 kDa)



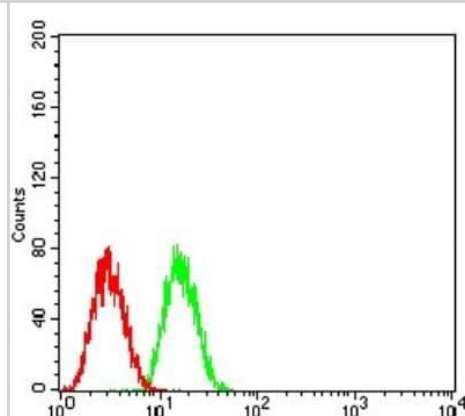
Immunocytochemistry/Immunofluorescence: GLI-1 Antibody (1B9F8) [NBP2-52475] - Analysis of Hela cells using GLI1 mouse mAb (green). Blue: DRAQ5 fluorescent DNA dye. Red: Actin filaments have been labeled with Alexa Fluor- 555 phalloidin.



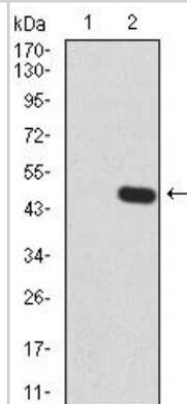
Immunohistochemistry-Paraffin: GLI-1 Antibody (1B9F8) [NBP2-52475] - Analysis of esophageal cancer tissues using GLI1 mouse mAb with DAB staining.



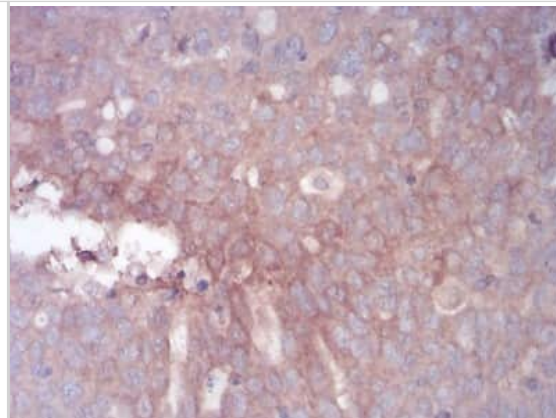
Flow Cytometry: GLI-1 Antibody (1B9F8) [NBP2-52475] - Analysis of HepG2 cells using GLI1 mouse mAb (green) and negative control (red).



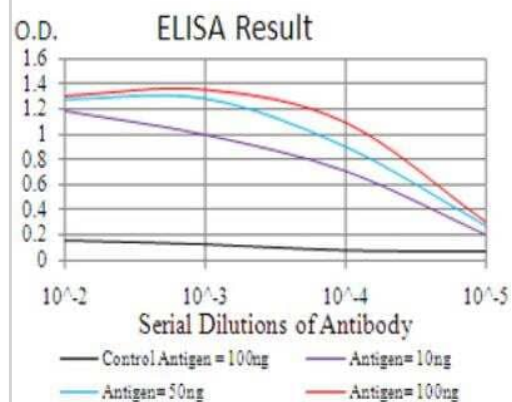
Western Blot: GLI-1 Antibody (1B9F8) [NBP2-52475] - Analysis using GLI1 mAb against HEK293 (1) and GLI1 (AA: 284-449)-hIgGfc transfected HEK293 (2) cell lysate.



Immunohistochemistry-Paraffin: GLI-1 Antibody (1B9F8) [NBP2-52475] - Analysis of ovarian cancer tissues using GLI1 mouse mAb with DAB staining.



ELISA: GLI-1 Antibody (1B9F8) [NBP2-52475] - Black line: Control Antigen (100 ng); Purple line: Antigen(10ng); Blue line: Antigen (50 ng); Red line: Antigen (100 ng).





Novus Biologicals USA

10730 E. Briarwood Avenue
Centennial, CO 80112
USA
Phone: 303.730.1950
Toll Free: 1.888.506.6887
Fax: 303.730.1966
nb-customerservice@bio-techne.com

Bio-Techne Canada

21 Canmotor Ave
Toronto, ON M8Z 4E6
Canada
Phone: 905.827.6400
Toll Free: 855.668.8722
Fax: 905.827.6402
canada.inquires@bio-techne.com

Bio-Techne Ltd

19 Barton Lane
Abingdon Science Park
Abingdon, OX14 3NB, United Kingdom
Phone: (44) (0) 1235 529449
Free Phone: 0800 37 34 15
Fax: (44) (0) 1235 533420
info.EMEA@bio-techne.com

General Contact Information

www.novusbio.com
Technical Support: nb-technical@bio-techne.com
Orders: nb-customerservice@bio-techne.com
General: novus@novusbio.com

Products Related to NBP2-52475

NBP2-33376H	Blue Marker Antibody (6F4-F6) [HRP]
HAF007	Goat anti-Mouse IgG Secondary Antibody [HRP]
NB7539	Goat anti-Mouse IgG (H+L) Secondary Antibody [HRP]
NBP1-97005-0.5mg	Mouse IgG1 Isotype Control (MG1)

Limitations

This product is for research use only and is not approved for use in humans or in clinical diagnosis. Primary Antibodies are guaranteed for 1 year from date of receipt.

For more information on our 100% guarantee, please visit www.novusbio.com/guarantee

Earn gift cards/discounts by submitting a review: www.novusbio.com/reviews/submit/NBP2-52475

Earn gift cards/discounts by submitting a publication using this product:
www.novusbio.com/publications

