

Product Datasheet

BMP-2 Antibody (9E10G12) - BSA Free NBP2-52422

Unit Size: 0.1 mg

Store at 4C short term. Aliquot and store at -20C long term. Avoid freeze-thaw cycles.

www.novusbio.com



technical@novusbio.com

Protocols, Publications, Related Products, Reviews, Research Tools and Images at:
www.novusbio.com/NBP2-52422

Updated 9/9/2025 v.20.1

**Earn rewards for product
reviews and publications.**

Submit a publication at www.novusbio.com/publications

Submit a review at www.novusbio.com/reviews/destination/NBP2-52422



NBP2-52422

BMP-2 Antibody (9E10G12) - BSA Free

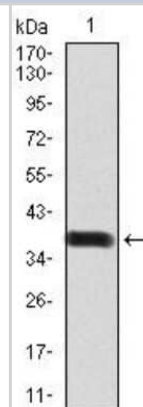
| Product Information | |
|-------------------------|--|
| Unit Size | 0.1 mg |
| Concentration | 1 mg/ml |
| Storage | Store at 4C short term. Aliquot and store at -20C long term. Avoid freeze-thaw cycles. |
| Clonality | Monoclonal |
| Clone | 9E10G12 |
| Preservative | 0.05% Sodium Azide |
| Isotype | IgG1 |
| Purity | Protein G purified |
| Buffer | PBS |
| Target Molecular Weight | 44.7 kDa |

| Product Description | |
|---------------------|--|
| Description | Novus Biologicals Mouse BMP-2 Antibody (9E10G12) - BSA Free (NBP2-52422) is a monoclonal antibody validated for use in WB, ELISA, Flow and ICC/IF. All Novus Biologicals antibodies are covered by our 100% guarantee. |
| Host | Mouse |
| Gene ID | 650 |
| Gene Symbol | BMP2 |
| Species | Human |
| Immunogen | Purified recombinant fragment of human BMP-2 (AA: 283-396) expressed in E. Coli. |

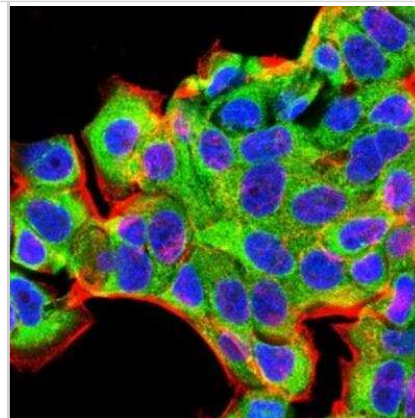
| Product Application Details | |
|-----------------------------|--|
| Applications | Western Blot, ELISA, Flow Cytometry, Immunocytochemistry/ Immunofluorescence |
| Recommended Dilutions | Western Blot 1:500-1:2000, Flow Cytometry 1:200-1:400, ELISA 1:10000, Immunocytochemistry/ Immunofluorescence 1:200-1:1000 |

Images

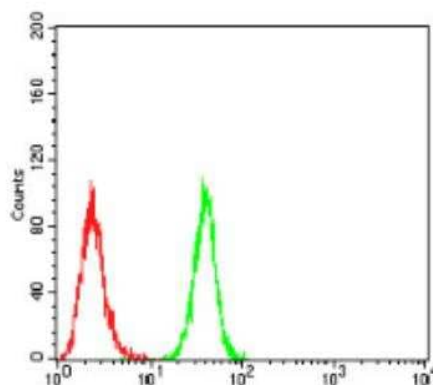
Western Blot: BMP-2 Antibody (9E10G12) [NBP2-52422] - Western blot analysis using BMP2 mAb against human BMP2 (AA: 283-396) recombinant protein. (Expected MW is 38.7 kDa)



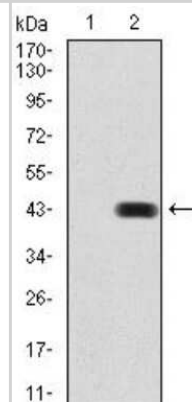
Immunocytochemistry/Immunofluorescence: BMP-2 Antibody (9E10G12) [NBP2-52422] - Analysis of MCF-7 cells using BMP2 mouse mAb (green). Blue: DRAQ5 fluorescent DNA dye. Red: Actin filaments have been labeled with Alexa Fluor- 555 phalloidin.



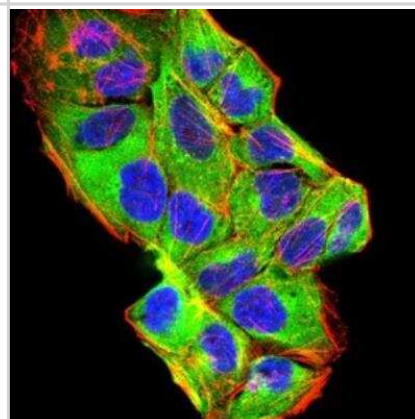
Flow Cytometry: BMP-2 Antibody (9E10G12) [NBP2-52422] - Analysis of Hela cells using BMP2 mouse mAb (green) and negative control (red).



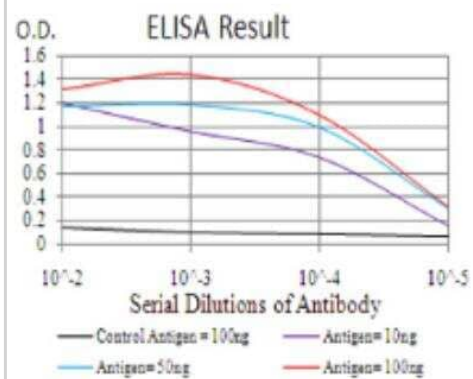
Western Blot: BMP-2 Antibody (9E10G12) [NBP2-52422] - Analysis using BMP2 mAb against HEK293 (1) and BMP2 (AA: 283-396)-hIgGFc transfected HEK293 (2) cell lysate.



Immunocytochemistry/Immunofluorescence: BMP-2 Antibody (9E10G12) [NBP2-52422] - Immunofluorescence analysis of Hela cells using BMP2 mouse mAb (green). Blue: DRAQ5 fluorescent DNA dye. Red: Actin filaments have been labeled with Alexa Fluor- 555 phalloidin.



ELISA: BMP-2 Antibody (9E10G12) [NBP2-52422] - Black line: Control Antigen (100 ng); Purple line: Antigen(10ng); Blue line: Antigen (50 ng); Red line: Antigen (100 ng);





Novus Biologicals USA

10730 E. Briarwood Avenue
Centennial, CO 80112
USA
Phone: 303.730.1950
Toll Free: 1.888.506.6887
Fax: 303.730.1966
nb-customerservice@bio-techne.com

Bio-Techne Canada

21 Canmotor Ave
Toronto, ON M8Z 4E6
Canada
Phone: 905.827.6400
Toll Free: 855.668.8722
Fax: 905.827.6402
canada.inquires@bio-techne.com

Bio-Techne Ltd

19 Barton Lane
Abingdon Science Park
Abingdon, OX14 3NB, United Kingdom
Phone: (44) (0) 1235 529449
Free Phone: 0800 37 34 15
Fax: (44) (0) 1235 533420
info.EMEA@bio-techne.com

General Contact Information

www.novusbio.com
Technical Support: nb-technical@bio-techne.com
Orders: nb-customerservice@bio-techne.com
General: novus@novusbio.com

Products Related to NBP2-52422

| | |
|------------------|--|
| NBP2-33376H | Blue Marker Antibody (6F4-F6) [HRP] |
| HAF007 | Goat anti-Mouse IgG Secondary Antibody [HRP] |
| NB7539 | Goat anti-Mouse IgG (H+L) Secondary Antibody [HRP] |
| NBP1-97005-0.5mg | Mouse IgG1 Isotype Control (MG1) |

Limitations

This product is for research use only and is not approved for use in humans or in clinical diagnosis. Primary Antibodies are guaranteed for 1 year from date of receipt.

For more information on our 100% guarantee, please visit www.novusbio.com/guarantee

Earn gift cards/discounts by submitting a review: www.novusbio.com/reviews/submit/NBP2-52422

Earn gift cards/discounts by submitting a publication using this product:
www.novusbio.com/publications

