

Product Datasheet

Cytochrome P450 4A Antibody (M25-P2A10) - BSA Free NBP2-50212

Unit Size: 0.1 ml

Store at 4C short term. Aliquot and store at -20C long term. Avoid freeze-thaw cycles.

www.novusbio.com



technical@novusbio.com

Protocols, Publications, Related Products, Reviews, Research Tools and Images at:
www.novusbio.com/NBP2-50212

Updated 9/9/2025 v.20.1

Earn rewards for product
reviews and publications.

Submit a publication at www.novusbio.com/publications

Submit a review at www.novusbio.com/reviews/destination/NBP2-50212



NBP2-50212

Cytochrome P450 4A Antibody (M25-P2A10) - BSA Free

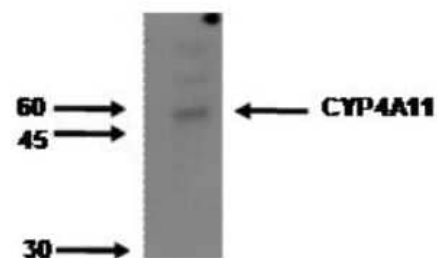
Product Information	
Unit Size	0.1 ml
Concentration	1 mg/ml
Storage	Store at 4C short term. Aliquot and store at -20C long term. Avoid freeze-thaw cycles.
Clonality	Monoclonal
Clone	M25-P2A10
Preservative	0.02% Sodium Azide
Isotype	IgG1 Kappa
Purity	Protein A purified
Buffer	PBS

Product Description	
Description	Novus Biologicals Mouse Cytochrome P450 4A Antibody (M25-P2A10) - BSA Free (NBP2-50212) is a monoclonal antibody validated for use in IHC, WB and ELISA. All Novus Biologicals antibodies are covered by our 100% guarantee.
Host	Mouse
Gene ID	1579
Gene Symbol	CYP4A11
Species	Human, Mouse, Rat, Drosophila, Xenopus
Immunogen	Peptide Sequence - KNGIHLRLR (amino acids 499 - 507)

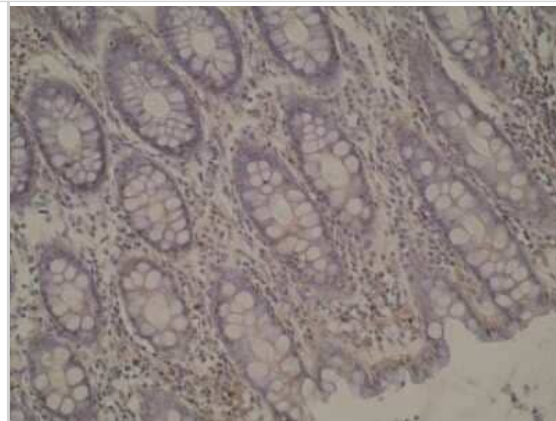
Product Application Details	
Applications	Western Blot, ELISA, Immunohistochemistry
Recommended Dilutions	Western Blot 1:100 - 1:2000, ELISA 1:100 - 1:2000, Immunohistochemistry 1:10 - 1:500
Application Notes	Positive control(s): ELISA- Peptide immunogen; Western Blot- Human liver microsomes; IHC-Human liver

Images

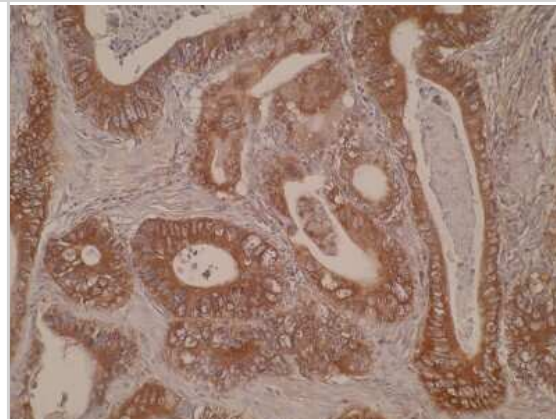
Western Blot: Cytochrome P450 4A Antibody (M25-P2A10) [NBP2-50212]



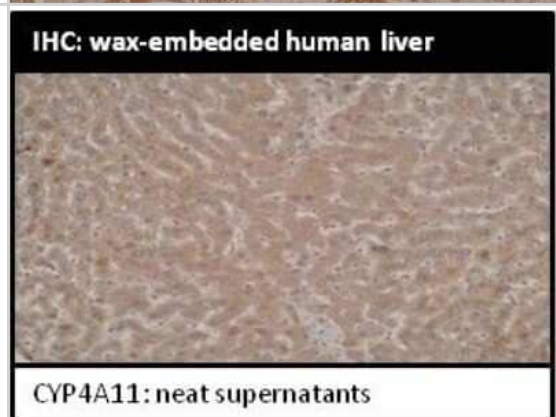
Immunohistochemistry: Cytochrome P450 4A Antibody (M25-P2A10)
[NBP2-50212] - Analysis of CYP4A11 in normal colon mucosa



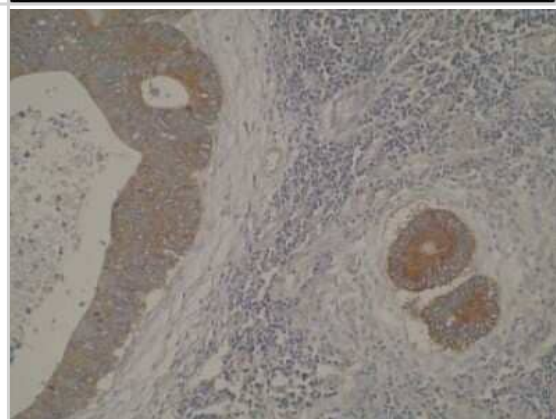
Immunohistochemistry: Cytochrome P450 4A Antibody (M25-P2A10)
[NBP2-50212] - Analysis of CYP4A11 in primary colorectal cancer.



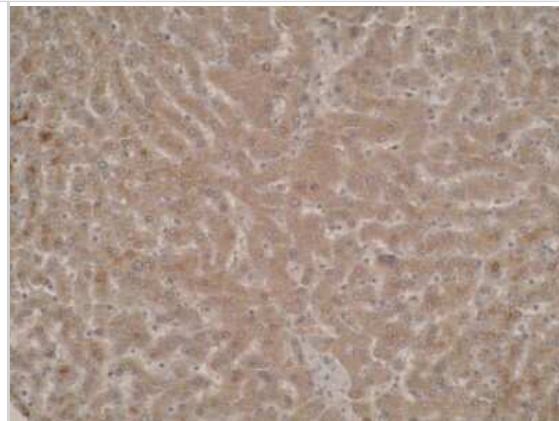
Immunohistochemistry: Cytochrome P450 4A Antibody (M25-P2A10)
[NBP2-50212] - Analysis of P450 4A in liver tissue



Immunohistochemistry: Cytochrome P450 4A Antibody (M25-P2A10)
[NBP2-50212] - Analysis of P450 4 A in a lymph node cross section from metastatic colorectal cancer tissue.



Immunohistochemistry: Cytochrome P450 4A Antibody (M25-P2A10)
[NBP2-50212] - Staining of normal liver tissue.





Novus Biologicals USA

10730 E. Briarwood Avenue
Centennial, CO 80112
USA
Phone: 303.730.1950
Toll Free: 1.888.506.6887
Fax: 303.730.1966
nb-customerservice@bio-techne.com

Bio-Techne Canada

21 Canmotor Ave
Toronto, ON M8Z 4E6
Canada
Phone: 905.827.6400
Toll Free: 855.668.8722
Fax: 905.827.6402
canada.inquires@bio-techne.com

Bio-Techne Ltd

19 Barton Lane
Abingdon Science Park
Abingdon, OX14 3NB, United Kingdom
Phone: (44) (0) 1235 529449
Free Phone: 0800 37 34 15
Fax: (44) (0) 1235 533420
info.EMEA@bio-techne.com

General Contact Information

www.novusbio.com
Technical Support: nb-technical@bio-techne.com
Orders: nb-customerservice@bio-techne.com
General: novus@novusbio.com

Products Related to NBP2-50212

NBP2-33376H	Blue Marker Antibody (6F4-F6) [HRP]
HAF007	Goat anti-Mouse IgG Secondary Antibody [HRP]
NB7539	Goat anti-Mouse IgG (H+L) Secondary Antibody [HRP]
NBP1-43319-0.5mg	Mouse IgG1 Kappa Isotype Control (P3.6.2.8.1)

Limitations

This product is for research use only and is not approved for use in humans or in clinical diagnosis. Primary Antibodies are guaranteed for 1 year from date of receipt.

For more information on our 100% guarantee, please visit www.novusbio.com/guarantee

Earn gift cards/discounts by submitting a review: www.novusbio.com/reviews/submit/NBP2-50212

Earn gift cards/discounts by submitting a publication using this product:
www.novusbio.com/publications

