

# Product Datasheet

## Glypican 4 Antibody (51E3) - BSA Free NBP2-49892-100ul

Unit Size: 100 ul

Store at 4C short term. Aliquot and store at -20C long term. Avoid freeze-thaw cycles.

[www.novusbio.com](http://www.novusbio.com)



[technical@novusbio.com](mailto:technical@novusbio.com)

Protocols, Publications, Related Products, Reviews, Research Tools and Images at:  
[www.novusbio.com/NBP2-49892](http://www.novusbio.com/NBP2-49892)

Updated 9/9/2025 v.20.1

Earn rewards for product  
reviews and publications.

Submit a publication at [www.novusbio.com/publications](http://www.novusbio.com/publications)

Submit a review at [www.novusbio.com/reviews/destination/NBP2-49892](http://www.novusbio.com/reviews/destination/NBP2-49892)



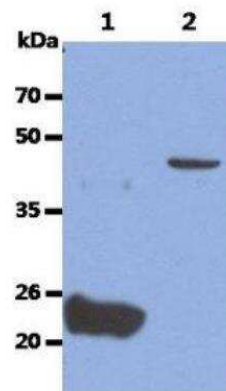
**NBP2-49892-100ul**

Glypican 4 Antibody (51E3) - BSA Free

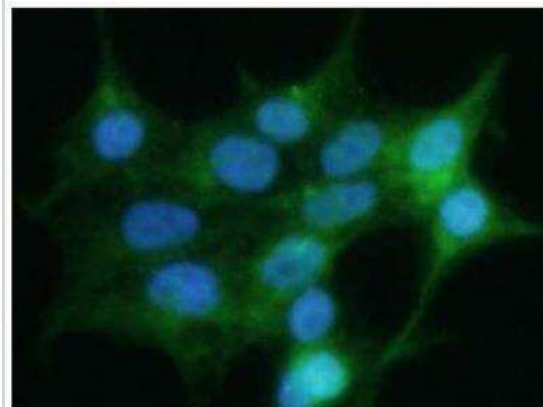
<b>Product Information</b>	
<b>Unit Size</b>	100 ul
<b>Concentration</b>	1 mg/ml
<b>Storage</b>	Store at 4C short term. Aliquot and store at -20C long term. Avoid freeze-thaw cycles.
<b>Clonality</b>	Monoclonal
<b>Clone</b>	51E3
<b>Preservative</b>	0.02% Sodium Azide
<b>Isotype</b>	IgG2a Kappa
<b>Purity</b>	Protein A purified
<b>Buffer</b>	PBS (pH 7.4), 10% Glycerol
<b>Product Description</b>	
<b>Description</b>	Novus Biologicals Mouse Glypican 4 Antibody (51E3) - BSA Free (NBP2-49892) is a monoclonal antibody validated for use in WB, ELISA, Flow and ICC/IF. All Novus Biologicals antibodies are covered by our 100% guarantee.
<b>Host</b>	Mouse
<b>Gene ID</b>	2239
<b>Gene Symbol</b>	GPC4
<b>Species</b>	Human
<b>Immunogen</b>	Recombinant human Glypican 4 (401-529aa) purified from E. coli
<b>Product Application Details</b>	
<b>Applications</b>	Western Blot, ELISA, Flow Cytometry, Immunocytochemistry/Immunofluorescence
<b>Recommended Dilutions</b>	Western Blot 1:1000, Flow Cytometry 1:200, ELISA, Immunocytochemistry/Immunofluorescence 1:200

## Images

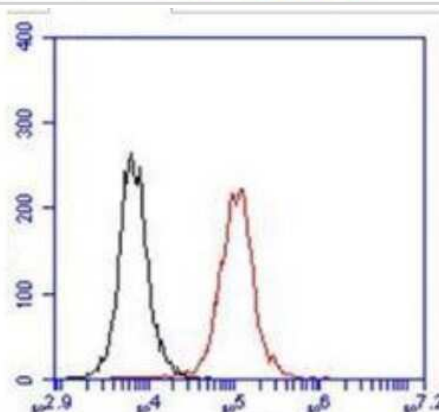
Western Blot: Glypican 4 Antibody (51E3) [NBP2-49892] - Glypican 4 Antibody (AT51E3) [NBP2-49892] - The Recombinant Human GPC4 (50ng) and Cell lysate (40ug) were resolved by SDS-PAGE, transferred to PVDF membrane and probed with anti-human GPC4 antibody (1:1000). Proteins were visualized using a goat anti-mouse secondary antibody conjugated to HRP and an ECL detection system. Lane 1. : Recombinant Human GPC4 Lane 2. : Ramos cell lysate



Immunocytochemistry/Immunofluorescence: Glypican 4 Antibody (51E3) [NBP2-49892] - Glypican 4 Antibody (AT51E3) [NBP2-49892] - analysis of GPC4 in 293T cells line, stained with DAPI (Blue) for nucleus staining and monoclonal anti-human GPC4 antibody (1:200) with goat anti-mouse IgG-Alexa fluor 488 conjugate (Green).



Flow Cytometry: Glypican 4 Antibody (51E3) [NBP2-49892] - Analysis of GPC4 in 293T cell line, staining at 2-5ug for 1x10<sup>6</sup> cells (red line). The secondary antibody used goat anti-mouse IgG Alexa fluor 488 conjugate. Isotype control antibody was mouse IgG (black line).





### Novus Biologicals USA

10730 E. Briarwood Avenue  
Centennial, CO 80112  
USA  
Phone: 303.730.1950  
Toll Free: 1.888.506.6887  
Fax: 303.730.1966  
nb-customerservice@bio-techne.com

### Bio-Techne Canada

21 Canmotor Ave  
Toronto, ON M8Z 4E6  
Canada  
Phone: 905.827.6400  
Toll Free: 855.668.8722  
Fax: 905.827.6402  
canada.inquires@bio-techne.com

### Bio-Techne Ltd

19 Barton Lane  
Abingdon Science Park  
Abingdon, OX14 3NB, United Kingdom  
Phone: (44) (0) 1235 529449  
Free Phone: 0800 37 34 15  
Fax: (44) (0) 1235 533420  
info.EMEA@bio-techne.com

### General Contact Information

www.novusbio.com  
Technical Support: nb-technical@bio-techne.com  
Orders: nb-customerservice@bio-techne.com  
General: novus@novusbio.com

### Products Related to NBP2-49892-100ul

---

NBP2-33376H	Blue Marker Antibody (6F4-F6) [HRP]
HAF007	Goat anti-Mouse IgG Secondary Antibody [HRP]
NB7539	Goat anti-Mouse IgG (H+L) Secondary Antibody [HRP]
NBP1-96981-0.5mg	Mouse IgG2a Kappa Isotype Control (M2AK)

---

### Limitations

This product is for research use only and is not approved for use in humans or in clinical diagnosis. Primary Antibodies are guaranteed for 1 year from date of receipt.

For more information on our 100% guarantee, please visit [www.novusbio.com/guarantee](http://www.novusbio.com/guarantee)

Earn gift cards/discounts by submitting a review: [www.novusbio.com/reviews/submit/NBP2-49892](http://www.novusbio.com/reviews/submit/NBP2-49892)

Earn gift cards/discounts by submitting a publication using this product:  
[www.novusbio.com/publications](http://www.novusbio.com/publications)

