

# Product Datasheet

## SSEA-1 Antibody (FUT4/1478R) - Azide and BSA Free NBP2-49879-0.1mg

Unit Size: 0.1 mg

Store at -20 to -80C. Avoid freeze-thaw cycles.

[www.novusbio.com](http://www.novusbio.com)



[technical@novusbio.com](mailto:technical@novusbio.com)

Protocols, Publications, Related Products, Reviews, Research Tools and Images at:  
[www.novusbio.com/NBP2-49879](http://www.novusbio.com/NBP2-49879)

Updated 10/23/2024 v.20.1

Earn rewards for product  
reviews and publications.

Submit a publication at [www.novusbio.com/publications](http://www.novusbio.com/publications)

Submit a review at [www.novusbio.com/reviews/destination/NBP2-49879](http://www.novusbio.com/reviews/destination/NBP2-49879)



**NBP2-49879-0.1mg**

SSEA-1 Antibody (FUT4/1478R) - Azide and BSA Free

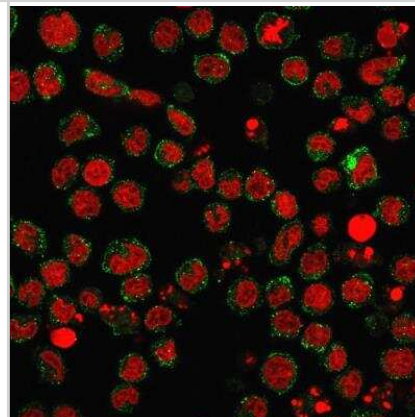
<b>Product Information</b>	
<b>Unit Size</b>	0.1 mg
<b>Concentration</b>	1.0 mg/ml
<b>Storage</b>	Store at -20 to -80C. Avoid freeze-thaw cycles.
<b>Clonality</b>	Monoclonal
<b>Clone</b>	FUT4/1478R
<b>Preservative</b>	No Preservative
<b>Isotype</b>	IgG
<b>Purity</b>	Protein A purified
<b>Buffer</b>	10 mM PBS
<b>Target Molecular Weight</b>	220 kDa

<b>Product Description</b>	
<b>Description</b>	1.0 mg/ml of antibody purified by Protein A Column. Prepared in 10mM PBS WITHOUT BSA & azide. Also available at 200 ug/ml WITH BSA & azide (NBP2-49878).  Antibody with azide - store at 2 to 8C. Antibody without azide - store at -20 to -80C.
<b>Host</b>	Rabbit
<b>Gene ID</b>	2526
<b>Gene Symbol</b>	FUT4
<b>Species</b>	Human, Mouse, Rat
<b>Marker</b>	Reed-Sternberg Cell Marker
<b>Immunogen</b>	Recombinant human full-length SSEA-1 protein (Uniprot: P22083)

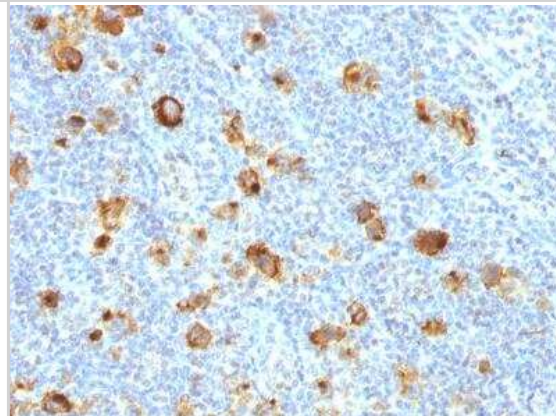
<b>Product Application Details</b>	
<b>Applications</b>	Immunohistochemistry-Paraffin, Flow Cytometry, Immunocytochemistry/ Immunofluorescence, Immunohistochemistry, CyTOF-ready, Immunofluorescence
<b>Recommended Dilutions</b>	Flow Cytometry 0.5-1ug/million cells, Immunohistochemistry, Immunocytochemistry/ Immunofluorescence, Immunohistochemistry-Paraffin 0.5 -1.0ug/ml, Immunofluorescence 0.5-1ug/ml, CyTOF-ready
<b>Application Notes</b>	Immunohistochemistry (Formalin-fixed): 1-2ug/ml for 30 minutes at RT. Staining of formalin-fixed tissues requires heating tissue sections in 1mM EDTA, pH 8.0, for 45 min at 95C followed by cooling at RT for 20 minutes. Optimal dilution for a specific application should be determined.

## Images

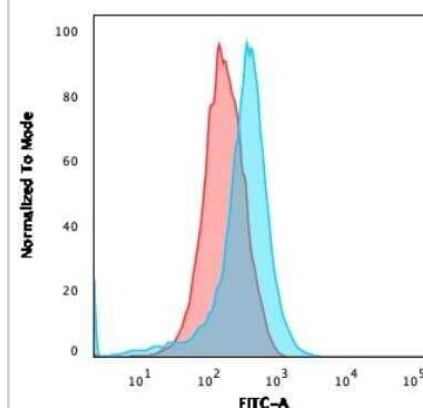
Immunocytochemistry/Immunofluorescence: SSEA-1 Antibody (FUT4/1478R) - Azide and BSA Free [NBP2-49879] - Staining of U937 cells using CD15 Rabbit Recombinant Monoclonal Antibody (FUT4/1478R) followed by goat anti-Mouse IgG conjugated to CF488 (green). Nuclei are stained with Reddot.



Immunohistochemistry-Paraffin: SSEA-1 Antibody (FUT4/1478R) - Azide and BSA Free [NBP2-49879] - Formalin-fixed, paraffin-embedded human Hodgkin's Lymphoma stained with CD15 Rabbit Recombinant Monoclonal Antibody (FUT4/1478R).



Flow Cytometry: SSEA-1 Antibody (FUT4/1478R) - Azide and BSA Free [NBP2-49879] - Analysis of U937 cells using CD15 Rabbit Recombinant Monoclonal Antibody (FUT4/1478R) followed by goat anti-rabbit IgG-CF488 (Blue); Isotype Control (Red).





### **Novus Biologicals USA**

10730 E. Briarwood Avenue  
Centennial, CO 80112  
USA  
Phone: 303.730.1950  
Toll Free: 1.888.506.6887  
Fax: 303.730.1966  
nb-customerservice@bio-techne.com

### **Bio-Techne Canada**

21 Canmotor Ave  
Toronto, ON M8Z 4E6  
Canada  
Phone: 905.827.6400  
Toll Free: 855.668.8722  
Fax: 905.827.6402  
canada.inquires@bio-techne.com

### **Bio-Techne Ltd**

19 Barton Lane  
Abingdon Science Park  
Abingdon, OX14 3NB, United Kingdom  
Phone: (44) (0) 1235 529449  
Free Phone: 0800 37 34 15  
Fax: (44) (0) 1235 533420  
info.EMEA@bio-techne.com

### **General Contact Information**

www.novusbio.com  
Technical Support: nb-technical@bio-techne.com  
Orders: nb-customerservice@bio-techne.com  
General: novus@novusbio.com

### **Products Related to NBP2-49879-0.1mg**

---

HAF008	Goat anti-Rabbit IgG Secondary Antibody [HRP]
NB7160	Goat anti-Rabbit IgG (H+L) Secondary Antibody [HRP]
NBP2-24891	Rabbit IgG Isotype Control
H00002526-Q01-10ug	Recombinant Human SSEA-1 GST (N-Term) Protein

---

### **Limitations**

This product is for research use only and is not approved for use in humans or in clinical diagnosis. Primary Antibodies are guaranteed for 1 year from date of receipt.

For more information on our 100% guarantee, please visit [www.novusbio.com/guarantee](http://www.novusbio.com/guarantee)

Earn gift cards/discounts by submitting a review: [www.novusbio.com/reviews/submit/NBP2-49879](http://www.novusbio.com/reviews/submit/NBP2-49879)

Earn gift cards/discounts by submitting a publication using this product:  
[www.novusbio.com/publications](http://www.novusbio.com/publications)

