

Product Datasheet

SIRT6 Antibody - BSA Free

NBP2-49668

Unit Size: 0.1 ml

Store at 4C short term. Aliquot and store at -20C long term. Avoid freeze-thaw cycles.

www.novusbio.com



technical@novusbio.com

Publications: 1

Protocols, Publications, Related Products, Reviews, Research Tools and Images at:
www.novusbio.com/NBP2-49668

Updated 3/4/2026 v.20.1

Earn rewards for product
reviews and publications.

Submit a publication at www.novusbio.com/publications

Submit a review at www.novusbio.com/reviews/destination/NBP2-49668



NBP2-49668

SIRT6 Antibody - BSA Free

Product Information	
Unit Size	0.1 ml
Concentration	Concentrations vary lot to lot. See vial label for concentration. If unlisted please contact technical services.
Storage	Store at 4C short term. Aliquot and store at -20C long term. Avoid freeze-thaw cycles.
Clonality	Polyclonal
Preservative	0.02% Sodium Azide
Isotype	IgG
Purity	Affinity purified
Buffer	PBS (pH 7.2) and 40% Glycerol

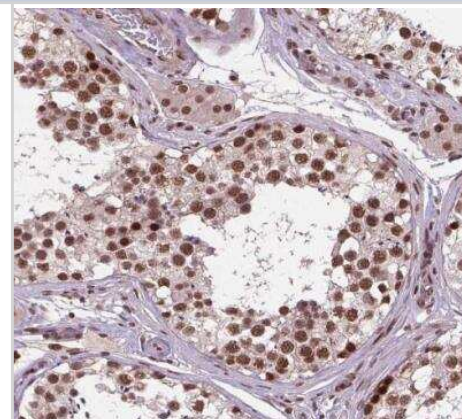
Product Description	
Host	Rabbit
Gene ID	51548
Gene Symbol	SIRT6
Species	Human
Immunogen	This antibody was developed against a recombinant protein corresponding to amino acids: PTPKLEPKESPTRINGSIPAGPKQEPCAQHNGSEPA SPKRERPTSPAPHRPP KRVKA

Product Application Details	
Applications	Immunohistochemistry-Paraffin, Immunohistochemistry
Recommended Dilutions	Immunohistochemistry 1:50 - 1:200, Immunohistochemistry-Paraffin
Application Notes	For IHC-Paraffin, HIER pH 6 retrieval is recommended.

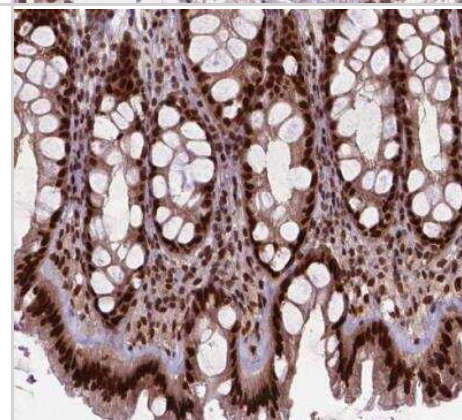


Images

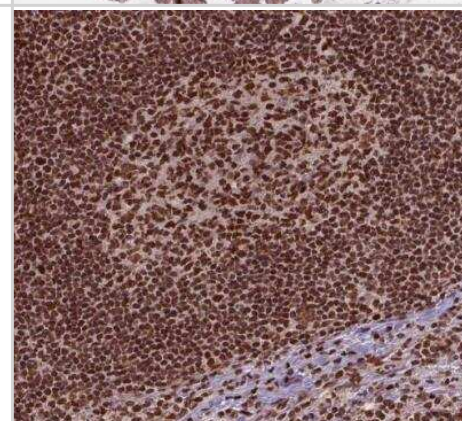
Immunohistochemistry-Paraffin: SIRT6 Antibody [NBP2-49668] - Staining of human testis shows strong nuclear positivity in cells in seminiferous ducts and Leydig cells.



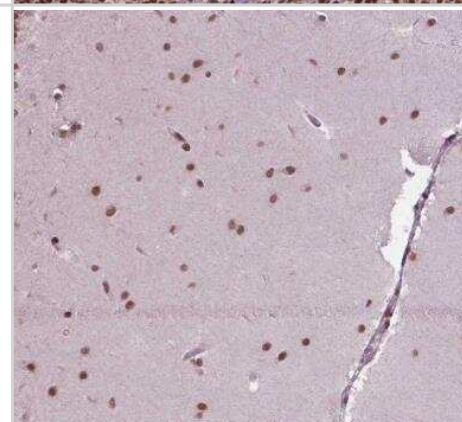
Immunohistochemistry-Paraffin: SIRT6 Antibody [NBP2-49668] - Staining of human colon shows strong nuclear positivity in glandular cells.



Immunohistochemistry-Paraffin: SIRT6 Antibody [NBP2-49668] - Staining of human lymph node shows strong nuclear positivity in germinal center cells and non-germinal center cells.



Immunohistochemistry-Paraffin: SIRT6 Antibody [NBP2-49668] - Staining of human cerebellum shows strong nuclear positivity in cells in molecular layer.



Publications

Ji Hyun Seo, Somi Ryu, So Young Cheon, Seong-Jun Lee, Seong-Jun Won, Chae Dong Yim, Hyun-Jin Lee, Young-Sool Hah, Jung Je Park, Alain P. Gobert Sirt6-Mediated Cell Death Associated with Sirt1 Suppression in Gastric Cancer *Cancers* 2024-01-16 [PMID: 38254877]



Novus Biologicals USA

10730 E. Briarwood Avenue
Centennial, CO 80112
USA

Phone: 303.730.1950

Toll Free: 1.888.506.6887

Fax: 303.730.1966

nb-customerservice@bio-techne.com

Bio-Techne Canada

21 Canmotor Ave
Toronto, ON M8Z 4E6
Canada

Phone: 905.827.6400

Toll Free: 855.668.8722

Fax: 905.827.6402

canada.inquires@bio-techne.com

Bio-Techne Ltd

19 Barton Lane
Abingdon Science Park
Abingdon, OX14 3NB, United Kingdom

Phone: (44) (0) 1235 529449

Free Phone: 0800 37 34 15

Fax: (44) (0) 1235 533420

info.EMEA@bio-techne.com

General Contact Information

www.novusbio.com

Technical Support: nb-technical@bio-techne.com

Orders: nb-customerservice@bio-techne.com

General: novus@novusbio.com

Products Related to NBP2-49668

NBP2-49668PEP	SIRT6 Recombinant Protein Antigen
HAF008	Goat anti-Rabbit IgG Secondary Antibody [HRP]
NB7160	Goat anti-Rabbit IgG (H+L) Secondary Antibody [HRP]
NBP2-24891	Rabbit IgG Isotype Control

Limitations

This product is for research use only and is not approved for use in humans or in clinical diagnosis. Primary Antibodies are guaranteed for 1 year from date of receipt.

For more information on our 100% guarantee, please visit www.novusbio.com/guarantee

Earn gift cards/discounts by submitting a review: www.novusbio.com/reviews/submit/NBP2-49668

Earn gift cards/discounts by submitting a publication using this product:

www.novusbio.com/publications

