

# Product Datasheet

## CUZD1 Antibody - BSA Free

### NBP2-49561

Unit Size: 0.1 ml

Store at 4C short term. Aliquot and store at -20C long term. Avoid freeze-thaw cycles.

[www.novusbio.com](http://www.novusbio.com)



[technical@novusbio.com](mailto:technical@novusbio.com)

Protocols, Publications, Related Products, Reviews, Research Tools and Images at:  
[www.novusbio.com/NBP2-49561](http://www.novusbio.com/NBP2-49561)

Updated 12/2/2025 v.20.1

Earn rewards for product  
reviews and publications.

Submit a publication at [www.novusbio.com/publications](http://www.novusbio.com/publications)

Submit a review at [www.novusbio.com/reviews/destination/NBP2-49561](http://www.novusbio.com/reviews/destination/NBP2-49561)



**NBP2-49561**

CUZD1 Antibody - BSA Free

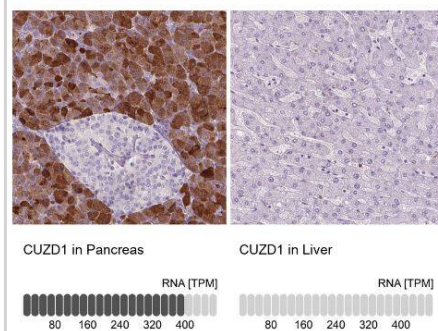
| Product Information |  |
|---------------------|--|
| Unit Size           | 0.1 ml   |
| Concentration       | Concentrations vary lot to lot. See vial label for concentration. If unlisted please contact technical services. |
| Storage             | Store at 4C short term. Aliquot and store at -20C long term. Avoid freeze-thaw cycles.                           |
| Clonality           | Polyclonal   |
| Preservative        | 0.02% Sodium Azide   |
| Isotype             | IgG  |
| Purity              | Affinity purified  |
| Buffer              | PBS (pH 7.2) and 40% Glycerol  |

| Product Description |  |
|---------------------|--|
| Description         | Novus Biologicals Rabbit CUZD1 Antibody - BSA Free (NBP2-49561) is a polyclonal antibody validated for use in IHC. All Novus Biologicals antibodies are covered by our 100% guarantee. |
| Host                | Rabbit   |
| Gene ID             | 50624  |
| Gene Symbol         | CUZD1  |
| Species             | Human  |
| Immunogen           | This antibody was developed against a recombinant protein corresponding to amino acids:<br>CKVLICDSSDHQSRCNQGCVSRSKRDISSYKWKTDISIIGPIRLKRDRSASGNSG<br>FQHETHAEETPNQP                   |

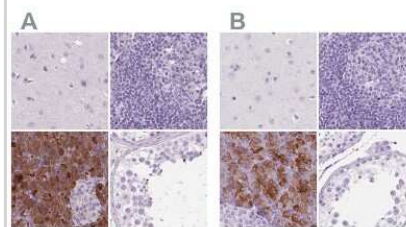
| Product Application Details |   |
|-----------------------------|---|
| Applications                | Immunohistochemistry-Paraffin, Immunohistochemistry                               |
| Recommended Dilutions       | Immunohistochemistry 1:500 - 1:1000, Immunohistochemistry-Paraffin 1:500 - 1:1000 |
| Application Notes           | For IHC-Paraffin, HIER pH 6 retrieval is recommended.                             |

**Images**

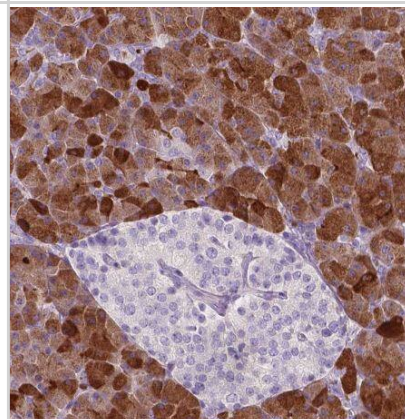
Analysis in human pancreas and liver tissues using NBP2-49561 antibody. Corresponding CUZD1 RNA-seq data are presented for the same tissues.



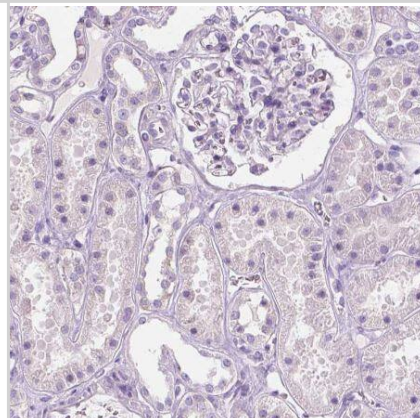
Immunohistochemistry-Paraffin: CUZD1 Antibody [NBP2-49561] - Staining of human cerebral cortex, lymph node, pancreas and testis using Anti-CUZD1 antibody NBP2-49561 (A) shows similar protein distribution across tissues to independent antibody NBP2-49558 (B).



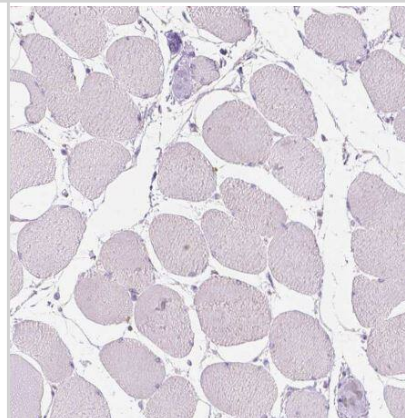
Staining of human pancreas shows strong membranous and cytoplasmic positivity in exocrine glandular cells.



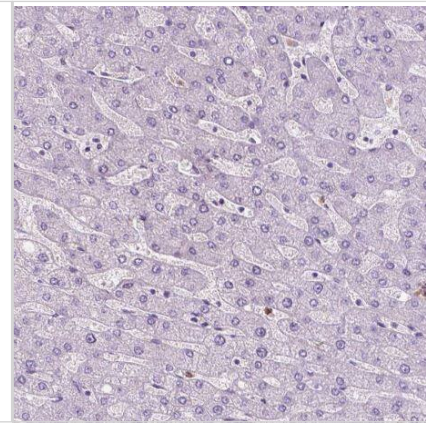
Staining of human kidney shows no positivity in cells in tubules as expected.



Staining of human skeletal muscle shows no positivity in myocytes as expected.



Staining of human liver shows no positivity in hepatocytes as expected.





### **Novus Biologicals USA**

10730 E. Briarwood Avenue  
Centennial, CO 80112  
USA  
Phone: 303.730.1950  
Toll Free: 1.888.506.6887  
Fax: 303.730.1966  
nb-customerservice@bio-techne.com

### **Bio-Techne Canada**

21 Canmotor Ave  
Toronto, ON M8Z 4E6  
Canada  
Phone: 905.827.6400  
Toll Free: 855.668.8722  
Fax: 905.827.6402  
canada.inquires@bio-techne.com

### **Bio-Techne Ltd**

19 Barton Lane  
Abingdon Science Park  
Abingdon, OX14 3NB, United Kingdom  
Phone: (44) (0) 1235 529449  
Free Phone: 0800 37 34 15  
Fax: (44) (0) 1235 533420  
info.EMEA@bio-techne.com

### **General Contact Information**

www.novusbio.com  
Technical Support: nb-technical@bio-techne.com  
Orders: nb-customerservice@bio-techne.com  
General: novus@novusbio.com

### **Products Related to NBP2-49561**

---

|               |   |
|---------------|---|
| NBP2-49561PEP | CUZD1 Recombinant Protein Antigen                   |
| HAF008        | Goat anti-Rabbit IgG Secondary Antibody [HRP]       |
| NB7160        | Goat anti-Rabbit IgG (H+L) Secondary Antibody [HRP] |
| NBP2-24891    | Rabbit IgG Isotype Control                          |

---

### **Limitations**

This product is for research use only and is not approved for use in humans or in clinical diagnosis. Primary Antibodies are guaranteed for 1 year from date of receipt.

For more information on our 100% guarantee, please visit [www.novusbio.com/guarantee](http://www.novusbio.com/guarantee)

Earn gift cards/discounts by submitting a review: [www.novusbio.com/reviews/submit/NBP2-49561](http://www.novusbio.com/reviews/submit/NBP2-49561)

Earn gift cards/discounts by submitting a publication using this product:  
[www.novusbio.com/publications](http://www.novusbio.com/publications)

