

Product Datasheet

GADD153/CHOP Antibody - BSA Free NBP2-49550

Unit Size: 0.1 ml

Store at 4C short term. Aliquot and store at -20C long term. Avoid freeze-thaw cycles.

www.novusbio.com



technical@novusbio.com

Protocols, Publications, Related Products, Reviews, Research Tools and Images at:
www.novusbio.com/NBP2-49550

Updated 12/2/2025 v.20.1

**Earn rewards for product
reviews and publications.**

Submit a publication at www.novusbio.com/publications

Submit a review at www.novusbio.com/reviews/destination/NBP2-49550



NBP2-49550

GADD153/CHOP Antibody - BSA Free

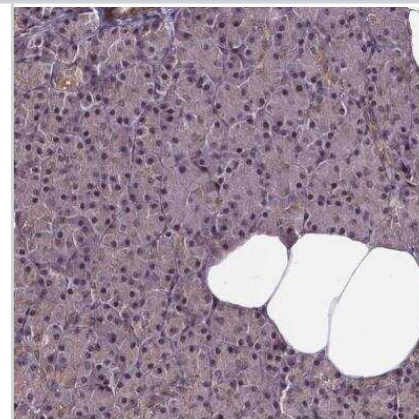
| Product Information | |
|----------------------|--|
| Unit Size | 0.1 ml |
| Concentration | Concentrations vary lot to lot. See vial label for concentration. If unlisted please contact technical services. |
| Storage | Store at 4C short term. Aliquot and store at -20C long term. Avoid freeze-thaw cycles. |
| Clonality | Polyclonal |
| Preservative | 0.02% Sodium Azide |
| Isotype | IgG |
| Purity | Affinity purified |
| Buffer | PBS (pH 7.2) and 40% Glycerol |

| Product Description | |
|-------------------------|---|
| Description | Novus Biologicals Rabbit GADD153/CHOP Antibody - BSA Free (NBP2-49550) is a polyclonal antibody validated for use in IHC. All Novus Biologicals antibodies are covered by our 100% guarantee. |
| Host | Rabbit |
| Gene ID | 1649 |
| Gene Symbol | DDIT3 |
| Species | Human |
| Reactivity Notes | Mouse (84%), Rat (88%) |
| Immunogen | This antibody was developed against a recombinant protein corresponding to amino acids: AESLPFSFGTLSSWELEAWYEDLQEVLSSENGGTYVSPPGNEEEESKIFTTL DPASLAWLTEEEPEPAEVTSTSQ |

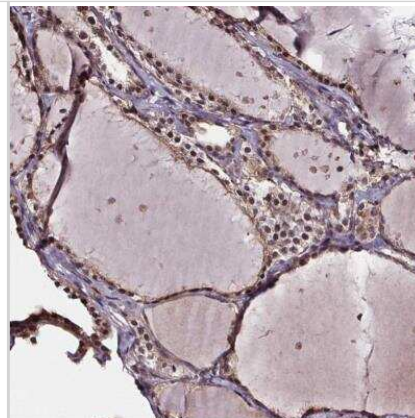
| Product Application Details | |
|------------------------------|--|
| Applications | Immunohistochemistry-Paraffin, Immunohistochemistry, Chromatin Immunoprecipitation-exo-Seq |
| Recommended Dilutions | Immunohistochemistry 1:500 - 1:1000, Immunohistochemistry-Paraffin 1:500 - 1:1000, Chromatin Immunoprecipitation-exo-Seq 1-10ug per reaction |
| Application Notes | For IHC-Paraffin, HIER pH 6 retrieval is recommended. |

Images

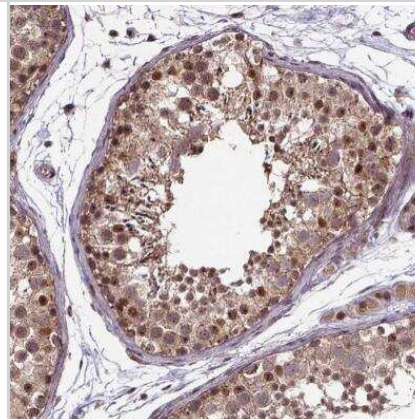
Immunohistochemistry-Paraffin: GADD153/CHOP Antibody [NBP2-49550] - Staining of human pancreas shows no positivity in exocrine glandular cells as expected.



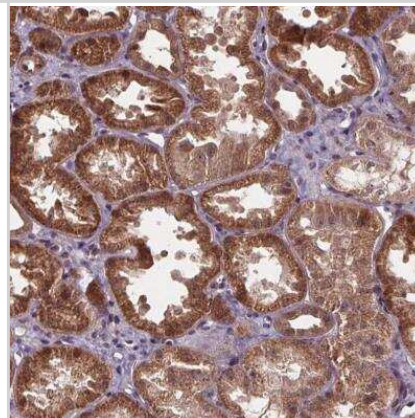
Immunohistochemistry-Paraffin: GADD153/CHOP Antibody [NBP2-49550] - Staining of human thyroid gland shows moderate to strong nuclear positivity in glandular cells.



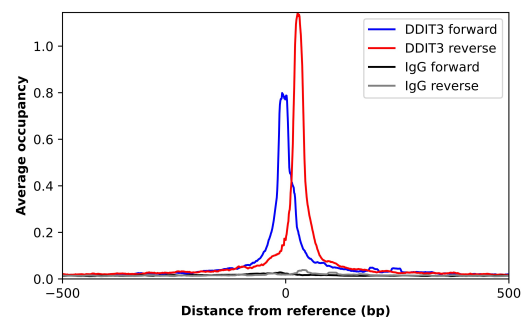
Immunohistochemistry-Paraffin: GADD153/CHOP Antibody [NBP2-49550] - Staining of human testis shows moderate to strong nuclear positivity in cells in seminiferous ducts.



Immunohistochemistry-Paraffin: GADD153/CHOP Antibody [NBP2-49550] - Staining of human kidney shows moderate to strong cytoplasmic positivity in cells in tubules.



ChIP-Exo-Seq composite graph for Anti-DDIT3 (NBP2-49550) tested in K562 cells. Strand-specific reads (blue: forward, red: reverse) and IgG controls (black: forward, grey: reverse) are plotted against the distance from a composite set of reference binding sites. The antibody exhibits robust target enrichment compared to a non-specific IgG control and precisely reveals its structural organization around the binding site. Data generated by Prof. B. F. Pugh's Lab at Cornell University.





Novus Biologicals USA

10730 E. Briarwood Avenue
Centennial, CO 80112
USA
Phone: 303.730.1950
Toll Free: 1.888.506.6887
Fax: 303.730.1966
nb-customerservice@bio-techne.com

Bio-Techne Canada

21 Canmotor Ave
Toronto, ON M8Z 4E6
Canada
Phone: 905.827.6400
Toll Free: 855.668.8722
Fax: 905.827.6402
canada.inquires@bio-techne.com

Bio-Techne Ltd

19 Barton Lane
Abingdon Science Park
Abingdon, OX14 3NB, United Kingdom
Phone: (44) (0) 1235 529449
Free Phone: 0800 37 34 15
Fax: (44) (0) 1235 533420
info.EMEA@bio-techne.com

General Contact Information

www.novusbio.com
Technical Support: nb-technical@bio-techne.com
Orders: nb-customerservice@bio-techne.com
General: novus@novusbio.com

Products Related to NBP2-49550

| | |
|---------------|---|
| NBP2-49550PEP | GADD153/CHOP Recombinant Protein Antigen |
| HAF008 | Goat anti-Rabbit IgG Secondary Antibody [HRP] |
| NB7160 | Goat anti-Rabbit IgG (H+L) Secondary Antibody [HRP] |
| NBP2-24891 | Rabbit IgG Isotype Control |

Limitations

This product is for research use only and is not approved for use in humans or in clinical diagnosis. Primary Antibodies are guaranteed for 1 year from date of receipt.

For more information on our 100% guarantee, please visit www.novusbio.com/guarantee

Earn gift cards/discounts by submitting a review: www.novusbio.com/reviews/submit/NBP2-49550

Earn gift cards/discounts by submitting a publication using this product:
www.novusbio.com/publications

