

Product Datasheet

PARP3 Antibody - BSA Free NBP2-49523

Unit Size: 0.1 ml

Store at 4C short term. Aliquot and store at -20C long term. Avoid freeze-thaw cycles.

www.novusbio.com



technical@novusbio.com

Publications: 2

Protocols, Publications, Related Products, Reviews, Research Tools and Images at:
www.novusbio.com/NBP2-49523

Updated 12/2/2025 v.20.1

Earn rewards for product
reviews and publications.

Submit a publication at www.novusbio.com/publications

Submit a review at www.novusbio.com/reviews/destination/NBP2-49523



NBP2-49523

PARP3 Antibody - BSA Free

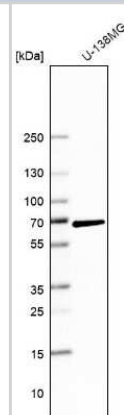
Product Information	
Unit Size	0.1 ml
Concentration	Concentrations vary lot to lot. See vial label for concentration. If unlisted please contact technical services.
Storage	Store at 4C short term. Aliquot and store at -20C long term. Avoid freeze-thaw cycles.
Clonality	Polyclonal
Preservative	0.02% Sodium Azide
Isotype	IgG
Purity	Affinity purified
Buffer	PBS (pH 7.2) and 40% Glycerol

Product Description	
Description	Novus Biologicals Rabbit PARP3 Antibody - BSA Free (NBP2-49523) is a polyclonal antibody validated for use in IHC and WB. Anti-PARP3 Antibody: Cited in 2 publications. All Novus Biologicals antibodies are covered by our 100% guarantee.
Host	Rabbit
Gene ID	10039
Gene Symbol	PARP3
Species	Human
Reactivity Notes	Mouse (82%), Rat (82%)
Immunogen	This antibody was developed against a recombinant protein corresponding to amino acids: LSKQQIARGFEALEALEEALKGPTDGGQSLEELSSHFYTVIPHNFGHSQPPPIN SPELLQAKKDLLVLADIELAQALQAVSEQEKTVEEV

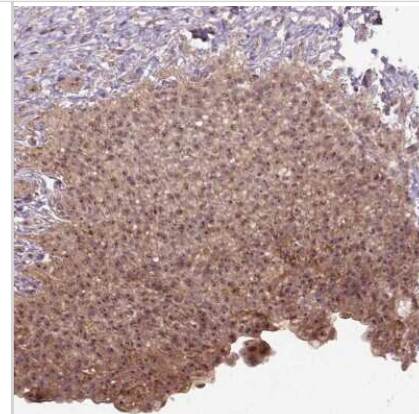
Product Application Details	
Applications	Western Blot, Immunohistochemistry-Paraffin, Immunohistochemistry
Recommended Dilutions	Western Blot 0.04-0.4 ug/ml, Immunohistochemistry 1:50 - 1:200, Immunohistochemistry-Paraffin 1:50 - 1:200
Application Notes	For IHC-Paraffin, HIER pH 6 retrieval is recommended.

Images

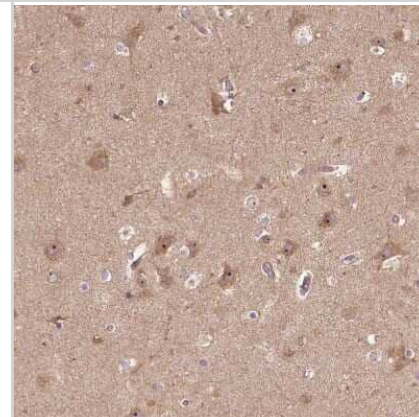
Western Blot: PARP3 Antibody [NBP2-49523] - Analysis in human cell line U-138MG.



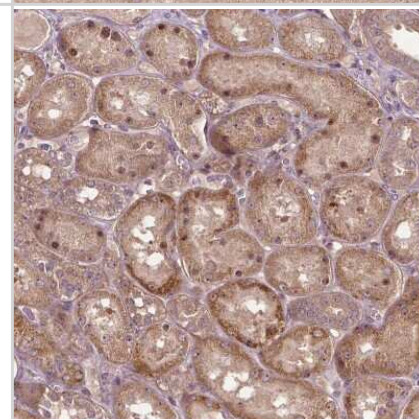
Immunohistochemistry-Paraffin: PARP3 Antibody [NBP2-49523] - Staining of human urinary bladder shows moderate positivity in nucleoli in urothelial cells.



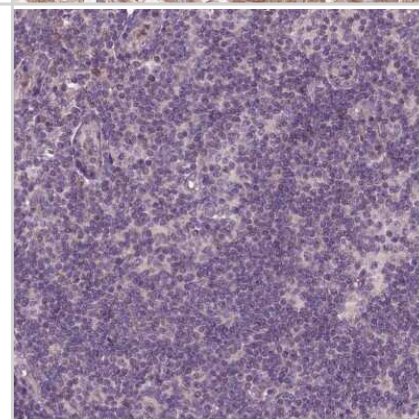
Immunohistochemistry-Paraffin: PARP3 Antibody [NBP2-49523] - Staining of human cerebral cortex shows moderate positivity in nucleoli in neurons.



Immunohistochemistry-Paraffin: PARP3 Antibody [NBP2-49523] - Staining of human kidney shows moderate positivity in nucleoli in cells in tubules.



Immunohistochemistry-Paraffin: PARP3 Antibody [NBP2-49523] - Staining of human lymph node shows no positivity in non-germinal center cells as expected.



Publications

Guo N, Li MZ, Wang LM et al. Repeated treatments of Capan-1 cells with PARP1 and Chk1 inhibitors promote drug resistance, migration and invasion Cancer biology & therapy 2022-12-31 [PMID: 35000525] (WB, Human)

Chen HD, Guo N, Song SS et al. Novel mutations in BRCA2 intron 11 and overexpression of COX-2 and BIRC3 mediate cellular resistance to PARP inhibitors Am J Cancer Res 2020-09-01 [PMID: 33042619]



Novus Biologicals USA

10730 E. Briarwood Avenue
Centennial, CO 80112
USA

Phone: 303.730.1950

Toll Free: 1.888.506.6887

Fax: 303.730.1966

nb-customerservice@bio-techne.com

Bio-Techne Canada

21 Canmotor Ave
Toronto, ON M8Z 4E6
Canada

Phone: 905.827.6400

Toll Free: 855.668.8722

Fax: 905.827.6402

canada.inquires@bio-techne.com

Bio-Techne Ltd

19 Barton Lane
Abingdon Science Park
Abingdon, OX14 3NB, United Kingdom

Phone: (44) (0) 1235 529449

Free Phone: 0800 37 34 15

Fax: (44) (0) 1235 533420

info.EMEA@bio-techne.com

General Contact Information

www.novusbio.com

Technical Support: nb-technical@bio-techne.com

Orders: nb-customerservice@bio-techne.com

General: novus@novusbio.com

Products Related to NBP2-49523

NBP2-49523PEP	PARP3 Recombinant Protein Antigen
NBP2-33376H	Blue Marker Antibody (6F4-F6) [HRP]
HAF008	Goat anti-Rabbit IgG Secondary Antibody [HRP]
NB7160	Goat anti-Rabbit IgG (H+L) Secondary Antibody [HRP]
NBP2-24891	Rabbit IgG Isotype Control

Limitations

This product is for research use only and is not approved for use in humans or in clinical diagnosis. Primary Antibodies are guaranteed for 1 year from date of receipt.

For more information on our 100% guarantee, please visit www.novusbio.com/guarantee

Earn gift cards/discounts by submitting a review: www.novusbio.com/reviews/submit/NBP2-49523

Earn gift cards/discounts by submitting a publication using this product:
www.novusbio.com/publications



