

# Product Datasheet

## Neprilysin/CD10 Antibody - BSA Free NBP2-49050

Unit Size: 0.1 ml

Store at 4C short term. Aliquot and store at -20C long term. Avoid freeze-thaw cycles.

[www.novusbio.com](http://www.novusbio.com)



[technical@novusbio.com](mailto:technical@novusbio.com)

Protocols, Publications, Related Products, Reviews, Research Tools and Images at:  
[www.novusbio.com/NBP2-49050](http://www.novusbio.com/NBP2-49050)

Updated 12/2/2025 v.20.1

Earn rewards for product  
reviews and publications.

Submit a publication at [www.novusbio.com/publications](http://www.novusbio.com/publications)

Submit a review at [www.novusbio.com/reviews/destination/NBP2-49050](http://www.novusbio.com/reviews/destination/NBP2-49050)



**NBP2-49050**

Nepriylsin/CD10 Antibody - BSA Free

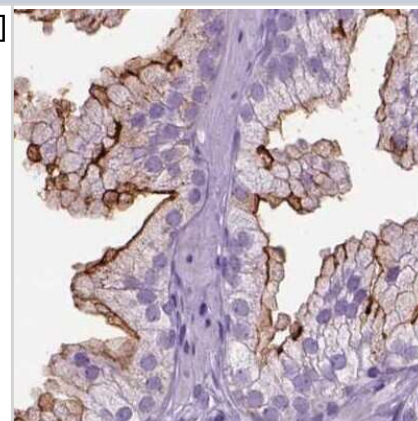
Product Information	
Unit Size	0.1 ml
Concentration	Concentrations vary lot to lot. See vial label for concentration. If unlisted please contact technical services.
Storage	Store at 4C short term. Aliquot and store at -20C long term. Avoid freeze-thaw cycles.
Clonality	Polyclonal
Preservative	0.02% Sodium Azide
Isotype	IgG
Purity	Affinity purified
Buffer	PBS (pH 7.2) and 40% Glycerol

Product Description	
Description	Novus Biologicals Rabbit Nepriylsin/CD10 Antibody - BSA Free (NBP2-49050) is a polyclonal antibody validated for use in IHC. All Novus Biologicals antibodies are covered by our 100% guarantee.
Host	Rabbit
Gene ID	4311
Gene Symbol	MME
Species	Human
Immunogen	This antibody was developed against a recombinant protein corresponding to amino acids: VLQEPKTEDIVAVQKAKALYRSCINESAIDSRGGPELLLKLLPDIYGWPVATENW EQKYGASWTAEKAIQLNSKYGKKVLINLFGVGTDDK

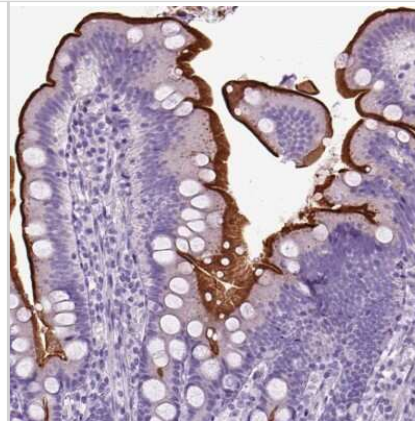
Product Application Details	
Applications	Immunohistochemistry-Paraffin, Immunohistochemistry
Recommended Dilutions	Immunohistochemistry 1:2500 - 1:5000, Immunohistochemistry-Paraffin 1:2500 - 1:5000
Application Notes	For IHC-Paraffin, HIER pH 6 retrieval is recommended.

**Images**

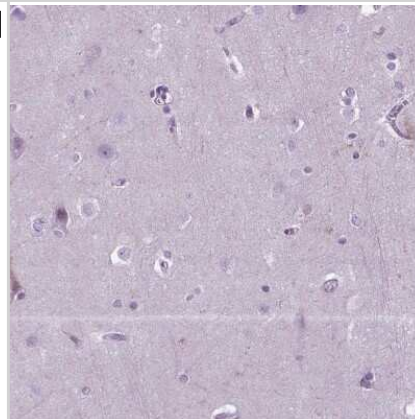
Immunohistochemistry-Paraffin: Nepriylsin/CD10 Antibody [NBP2-49050]  
- Staining of human prostate.



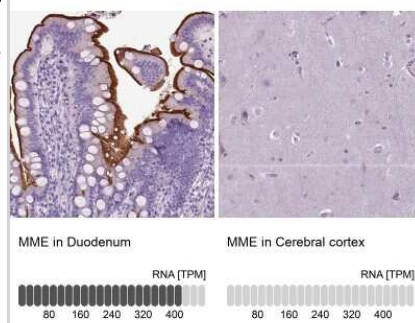
Immunohistochemistry: Nepriylsin/CD10 Antibody [NBP2-49050] - Staining of human duodenum shows strong positivity brush border.



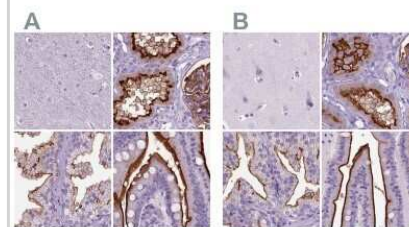
Immunohistochemistry-Paraffin: Nepriylsin/CD10 Antibody [NBP2-49050] - Staining of human cerebral cortex shows low expression as expected.



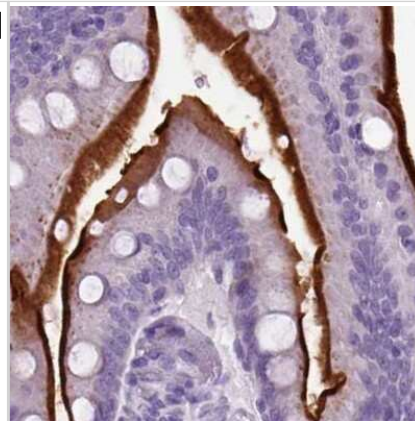
Immunohistochemistry-Paraffin: Nepriylsin/CD10 Antibody [NBP2-49050] - Staining in human duodenum and cerebral cortex tissues using anti-MME antibody. Corresponding MME RNA-seq data are presented for the same tissues.



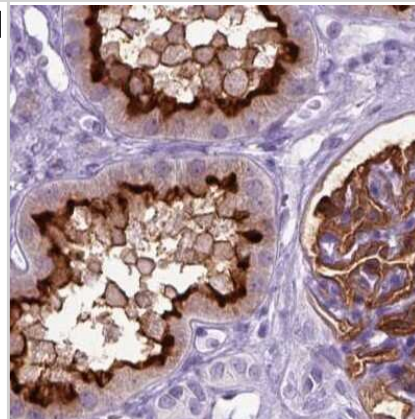
Immunohistochemistry-Paraffin: Nepriylsin/CD10 Antibody [NBP2-49050] - Staining of human cerebral cortex, kidney, prostate and small intestine using Anti-MME antibody NBP2-49050 (A) shows similar protein distribution across tissues to independent antibody NBP2-48701 (B).



Immunohistochemistry-Paraffin: Nepriysin/CD10 Antibody [NBP2-49050]  
- Staining of human small intestine.



Immunohistochemistry-Paraffin: Nepriysin/CD10 Antibody [NBP2-49050]  
- Staining of human kidney.





### **Novus Biologicals USA**

10730 E. Briarwood Avenue  
Centennial, CO 80112  
USA  
Phone: 303.730.1950  
Toll Free: 1.888.506.6887  
Fax: 303.730.1966  
nb-customerservice@bio-techne.com

### **Bio-Techne Canada**

21 Canmotor Ave  
Toronto, ON M8Z 4E6  
Canada  
Phone: 905.827.6400  
Toll Free: 855.668.8722  
Fax: 905.827.6402  
canada.inquires@bio-techne.com

### **Bio-Techne Ltd**

19 Barton Lane  
Abingdon Science Park  
Abingdon, OX14 3NB, United Kingdom  
Phone: (44) (0) 1235 529449  
Free Phone: 0800 37 34 15  
Fax: (44) (0) 1235 533420  
info.EMEA@bio-techne.com

### **General Contact Information**

www.novusbio.com  
Technical Support: nb-technical@bio-techne.com  
Orders: nb-customerservice@bio-techne.com  
General: novus@novusbio.com

### **Products Related to NBP2-49050**

---

NBP2-49050PEP	Neprilysin/CD10 Recombinant Protein Antigen
HAF008	Goat anti-Rabbit IgG Secondary Antibody [HRP]
NB7160	Goat anti-Rabbit IgG (H+L) Secondary Antibody [HRP]
NBP2-24891	Rabbit IgG Isotype Control

---

### **Limitations**

This product is for research use only and is not approved for use in humans or in clinical diagnosis. Primary Antibodies are guaranteed for 1 year from date of receipt.

For more information on our 100% guarantee, please visit [www.novusbio.com/guarantee](http://www.novusbio.com/guarantee)

Earn gift cards/discounts by submitting a review: [www.novusbio.com/reviews/submit/NBP2-49050](http://www.novusbio.com/reviews/submit/NBP2-49050)

Earn gift cards/discounts by submitting a publication using this product:  
[www.novusbio.com/publications](http://www.novusbio.com/publications)

