

# Product Datasheet

## CD68/SR-D1 Antibody - BSA Free NBP2-48923

Unit Size: 0.1 ml

Store at 4C short term. Aliquot and store at -20C long term. Avoid freeze-thaw cycles.

[www.novusbio.com](http://www.novusbio.com)



[technical@novusbio.com](mailto:technical@novusbio.com)

### Publications: 1

Protocols, Publications, Related Products, Reviews, Research Tools and Images at:  
[www.novusbio.com/NBP2-48923](http://www.novusbio.com/NBP2-48923)

Updated 12/2/2025 v.20.1

Earn rewards for product  
reviews and publications.

Submit a publication at [www.novusbio.com/publications](http://www.novusbio.com/publications)

Submit a review at [www.novusbio.com/reviews/destination/NBP2-48923](http://www.novusbio.com/reviews/destination/NBP2-48923)



**NBP2-48923**

CD68/SR-D1 Antibody - BSA Free


Product Information	
Unit Size	0.1 ml
Concentration	Concentrations vary lot to lot. See vial label for concentration. If unlisted please contact technical services.
Storage	Store at 4C short term. Aliquot and store at -20C long term. Avoid freeze-thaw cycles.
Clonality	Polyclonal
Preservative	0.02% Sodium Azide
Isotype	IgG
Purity	Affinity purified
Buffer	PBS (pH 7.2) and 40% Glycerol

Product Description	
Description	Novus Biologicals Rabbit CD68/SR-D1 Antibody - BSA Free (NBP2-48923) is a polyclonal antibody validated for use in IHC and WB. Anti-CD68/SR-D1 Antibody: Cited in 1 publication. All Novus Biologicals antibodies are covered by our 100% guarantee.
Host	Rabbit
Gene ID	968
Gene Symbol	CD68
Species	Human
Immunogen	This CD68/SR-D1 Antibody was developed against a recombinant protein corresponding to amino acids: SPTSKETIGDYTWTNGSQPCVHLQAQIQIRVMYTTQGGGEAWGISVLNPNKTK VQGSCGAHPHLLLSFPYG

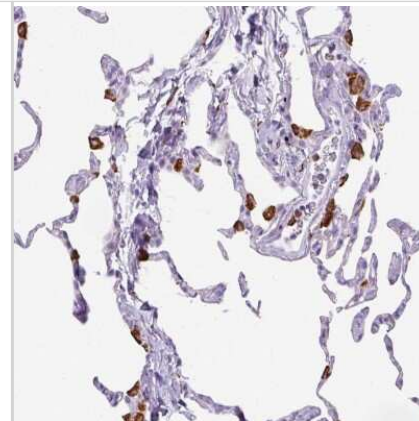
Product Application Details	
Applications	Western Blot, Immunohistochemistry-Paraffin, Immunohistochemistry, Knockdown Validated
Recommended Dilutions	Western Blot 0.04-0.4 ug/ml, Immunohistochemistry 1:2500 - 1:5000, Immunohistochemistry-Paraffin 1:2500 - 1:5000, Knockdown Validated
Application Notes	For IHC-Paraffin, HIER pH 6 retrieval is recommended.

**Images**

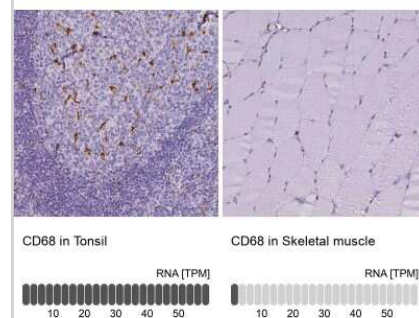
Western Blot: CD68/SR-D1 Antibody [NBP2-48923] - Analysis in U-87MG ATCC cells transfected with control siRNA, target specific siRNA probe #1 and #2. Remaining relative intensity is presented. Loading control: Anti-GAPDH.



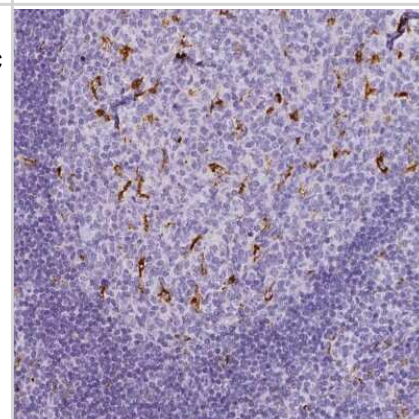
Immunohistochemistry-Paraffin: CD68/SR-D1 Antibody [NBP2-48923] - Immunohistochemical staining of human lung shows strong cytoplasmic positivity in macrophages.



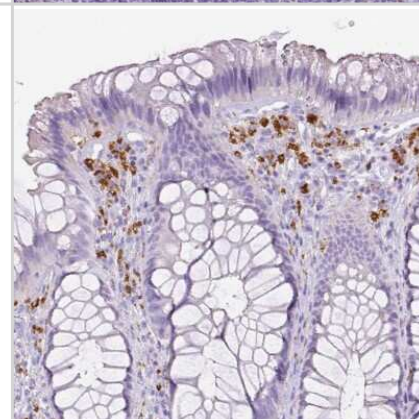
Immunohistochemistry-Paraffin: CD68/SR-D1 Antibody [NBP2-48923] - Staining in human tonsil and skeletal muscle tissues . Corresponding CD68 RNA-seq data are presented for the same tissues.



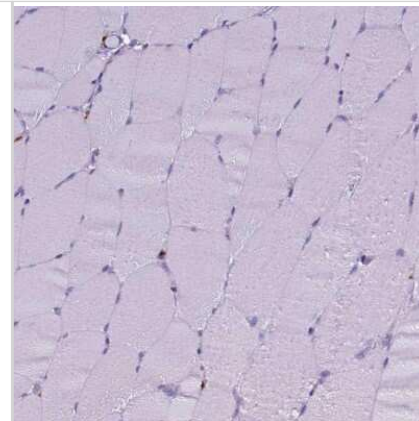
Immunohistochemistry-Paraffin: CD68/SR-D1 Antibody [NBP2-48923] - Immunohistochemical staining of human tonsil shows strong cytoplasmic positivity in a subset of non-germinal center cells.



Immunohistochemistry-Paraffin: CD68/SR-D1 Antibody [NBP2-48923] - Immunohistochemical staining of human rectum shows strong cytoplasmic positivity in tissue macrophages.



Immunohistochemistry-Paraffin: CD68/SR-D1 Antibody [NBP2-48923] - Immunohistochemical staining of human skeletal muscle shows no positivity as expected.



## Publications

Park SS, Lee YK, Kim YH et Al. Distribution and impact of p16(INK4A+) senescent cells in elderly tissues: a focus on senescent immune cell and epithelial dysfunction Exp Mol Med 2024-12-02 [PMID: 39617789]



### **Novus Biologicals USA**

10730 E. Briarwood Avenue  
Centennial, CO 80112  
USA  
Phone: 303.730.1950  
Toll Free: 1.888.506.6887  
Fax: 303.730.1966  
nb-customerservice@bio-techne.com

### **Bio-Techne Canada**

21 Canmotor Ave  
Toronto, ON M8Z 4E6  
Canada  
Phone: 905.827.6400  
Toll Free: 855.668.8722  
Fax: 905.827.6402  
canada.inquires@bio-techne.com

### **Bio-Techne Ltd**

19 Barton Lane  
Abingdon Science Park  
Abingdon, OX14 3NB, United Kingdom  
Phone: (44) (0) 1235 529449  
Free Phone: 0800 37 34 15  
Fax: (44) (0) 1235 533420  
info.EMEA@bio-techne.com

### **General Contact Information**

www.novusbio.com  
Technical Support: nb-technical@bio-techne.com  
Orders: nb-customerservice@bio-techne.com  
General: novus@novusbio.com

### **Products Related to NBP2-48923**

---

NBP2-48923PEP	CD68/SR-D1 Recombinant Protein Antigen
NBP2-33376H	Blue Marker Antibody (6F4-F6) [HRP]
HAF008	Goat anti-Rabbit IgG Secondary Antibody [HRP]
NB7160	Goat anti-Rabbit IgG (H+L) Secondary Antibody [HRP]
NBP2-24891	Rabbit IgG Isotype Control

---

### **Limitations**

This product is for research use only and is not approved for use in humans or in clinical diagnosis. Primary Antibodies are guaranteed for 1 year from date of receipt.

For more information on our 100% guarantee, please visit [www.novusbio.com/guarantee](http://www.novusbio.com/guarantee)

Earn gift cards/discounts by submitting a review: [www.novusbio.com/reviews/submit/NBP2-48923](http://www.novusbio.com/reviews/submit/NBP2-48923)

Earn gift cards/discounts by submitting a publication using this product:  
[www.novusbio.com/publications](http://www.novusbio.com/publications)

