

# Product Datasheet

## 11 beta-HSD1 Antibody - BSA Free NBP2-48879

Unit Size: 0.1 ml

Store at 4C short term. Aliquot and store at -20C long term. Avoid freeze-thaw cycles.

[www.novusbio.com](http://www.novusbio.com)



[technical@novusbio.com](mailto:technical@novusbio.com)

Protocols, Publications, Related Products, Reviews, Research Tools and Images at:  
[www.novusbio.com/NBP2-48879](http://www.novusbio.com/NBP2-48879)

Updated 12/2/2025 v.20.1

Earn rewards for product  
reviews and publications.

Submit a publication at [www.novusbio.com/publications](http://www.novusbio.com/publications)

Submit a review at [www.novusbio.com/reviews/destination/NBP2-48879](http://www.novusbio.com/reviews/destination/NBP2-48879)



**NBP2-48879**

11 beta-HSD1 Antibody - BSA Free

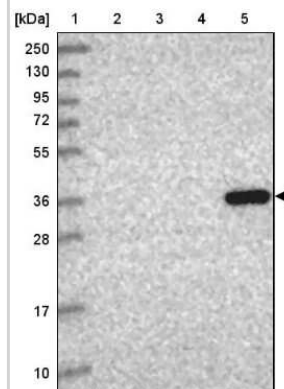
Product Information	
Unit Size	0.1 ml
Concentration	Concentrations vary lot to lot. See vial label for concentration. If unlisted please contact technical services.
Storage	Store at 4C short term. Aliquot and store at -20C long term. Avoid freeze-thaw cycles.
Clonality	Polyclonal
Preservative	0.02% Sodium Azide
Isotype	IgG
Purity	Affinity purified
Buffer	PBS (pH 7.2) and 40% Glycerol

Product Description	
Description	Novus Biologicals Rabbit 11 beta-HSD1 Antibody - BSA Free (NBP2-48879) is a polyclonal antibody validated for use in IHC and WB. All Novus Biologicals antibodies are covered by our 100% guarantee.
Host	Rabbit
Gene ID	3290
Gene Symbol	HSD11B1
Species	Human
Immunogen	This antibody was developed against a recombinant protein corresponding to amino acids: CVLGLIDTETAMKAVSGIVHMQAAPKEECALEIIKGGALRQEEVYYDSSLWTTLL IRNPCRKILEFLYSTSYNMDRFI

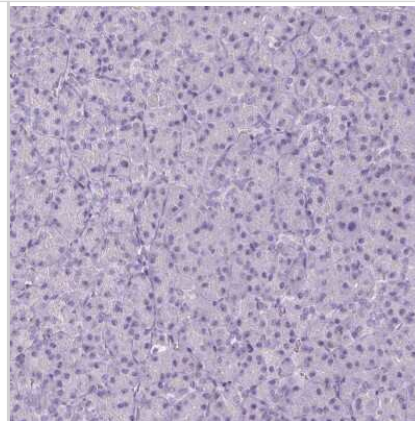
Product Application Details	
Applications	Western Blot, Immunohistochemistry-Paraffin, Immunohistochemistry
Recommended Dilutions	Western Blot 0.04-0.4 ug/ml, Immunohistochemistry 1:50 - 1:200, Immunohistochemistry-Paraffin 1:50 - 1:200
Application Notes	For IHC-Paraffin, HIER pH 6 retrieval is recommended.

**Images**

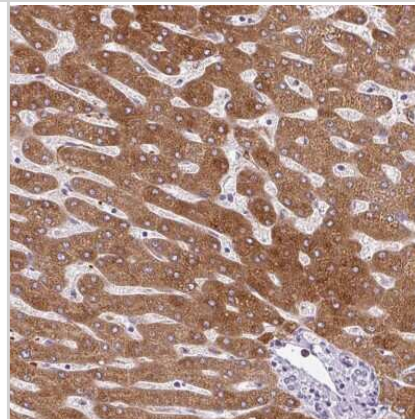
Western Blot: 11 beta-HSD1 Antibody [NBP2-48879] - Lane 1: Marker [kDa] 250, 130, 95, 72, 55, 36, 28, 17, 10  
 Lane 2: Human cell line RT-4  
 Lane 3: Human cell line U-251MG sp  
 Lane 4: Human plasma (IgG/HSA depleted)  
 Lane 5: Human liver tissue



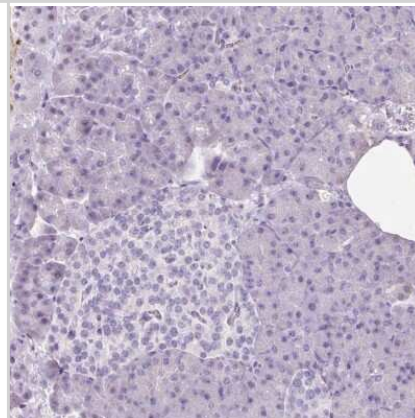
Immunohistochemistry-Paraffin: 11 beta-HSD1 Antibody [NBP2-48879] - Staining of human pancreas shows negative cytoplasmic positivity in exocrine glandular cells as expected.



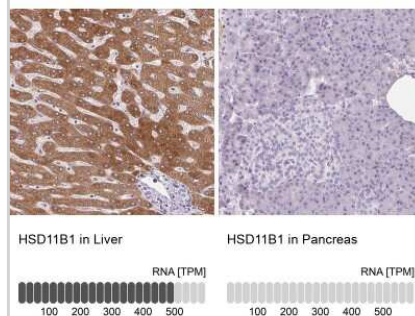
Immunohistochemistry-Paraffin: 11 beta-HSD1 Antibody [NBP2-48879] - Staining of human liver shows high expression.



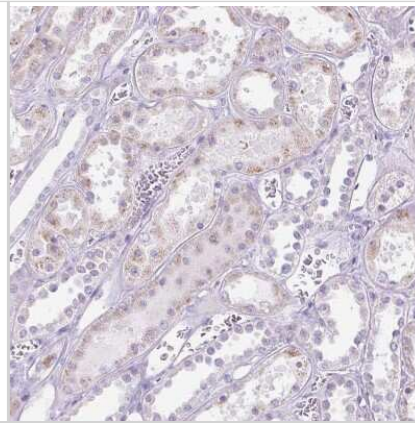
Immunohistochemistry-Paraffin: 11 beta-HSD1 Antibody [NBP2-48879] - Staining of human pancreas shows low expression as expected.



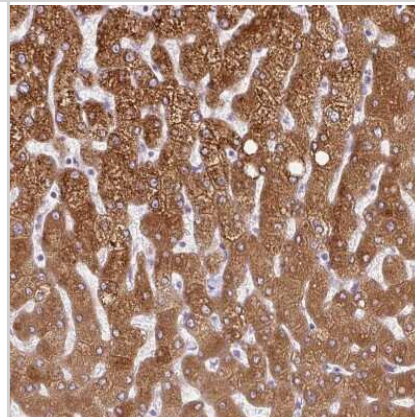
Immunohistochemistry-Paraffin: 11 beta-HSD1 Antibody [NBP2-48879] - Staining in human liver and pancreas tissues using anti-HSD11B1 antibody. Corresponding HSD11B1 RNA-seq data are presented for the same tissues.



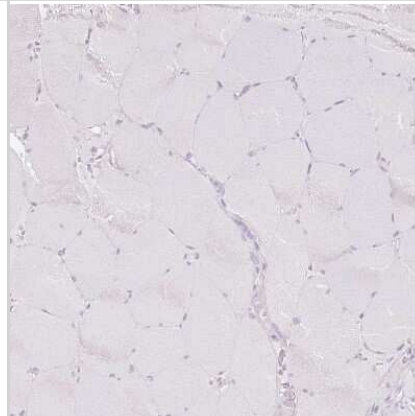
Immunohistochemistry-Paraffin: 11 beta-HSD1 Antibody [NBP2-48879] - Staining of human kidney shows weak cytoplasmic positivity in cells in tubules.



Immunohistochemistry-Paraffin: 11 beta-HSD1 Antibody [NBP2-48879] - Staining of human liver shows strong cytoplasmic positivity in hepatocytes.



Immunohistochemistry-Paraffin: 11 beta-HSD1 Antibody [NBP2-48879] - Staining of human skeletal muscle shows negative cytoplasmic positivity in myocytes as expected.





### **Novus Biologicals USA**

10730 E. Briarwood Avenue  
Centennial, CO 80112  
USA  
Phone: 303.730.1950  
Toll Free: 1.888.506.6887  
Fax: 303.730.1966  
nb-customerservice@bio-techne.com

### **Bio-Techne Canada**

21 Canmotor Ave  
Toronto, ON M8Z 4E6  
Canada  
Phone: 905.827.6400  
Toll Free: 855.668.8722  
Fax: 905.827.6402  
canada.inquires@bio-techne.com

### **Bio-Techne Ltd**

19 Barton Lane  
Abingdon Science Park  
Abingdon, OX14 3NB, United Kingdom  
Phone: (44) (0) 1235 529449  
Free Phone: 0800 37 34 15  
Fax: (44) (0) 1235 533420  
info.EMEA@bio-techne.com

### **General Contact Information**

www.novusbio.com  
Technical Support: nb-technical@bio-techne.com  
Orders: nb-customerservice@bio-techne.com  
General: novus@novusbio.com

### **Products Related to NBP2-48879**

---

NBP2-48879PEP	11 beta-HSD1 Recombinant Protein Antigen
NBP2-33376H	Blue Marker Antibody (6F4-F6) [HRP]
HAF008	Goat anti-Rabbit IgG Secondary Antibody [HRP]
NB7160	Goat anti-Rabbit IgG (H+L) Secondary Antibody [HRP]
NBP2-24891	Rabbit IgG Isotype Control

---

### **Limitations**

This product is for research use only and is not approved for use in humans or in clinical diagnosis. Primary Antibodies are guaranteed for 1 year from date of receipt.

For more information on our 100% guarantee, please visit [www.novusbio.com/guarantee](http://www.novusbio.com/guarantee)

Earn gift cards/discounts by submitting a review: [www.novusbio.com/reviews/submit/NBP2-48879](http://www.novusbio.com/reviews/submit/NBP2-48879)

Earn gift cards/discounts by submitting a publication using this product:  
[www.novusbio.com/publications](http://www.novusbio.com/publications)

