

Product Datasheet

Carboxylesterase 1/CES1 Antibody - BSA Free NBP2-48854

Unit Size: 0.1 ml

Store at 4C short term. Aliquot and store at -20C long term. Avoid freeze-thaw cycles.

www.novusbio.com



technical@novusbio.com

Protocols, Publications, Related Products, Reviews, Research Tools and Images at:
www.novusbio.com/NBP2-48854

Updated 12/2/2025 v.20.1

Earn rewards for product
reviews and publications.

Submit a publication at www.novusbio.com/publications

Submit a review at www.novusbio.com/reviews/destination/NBP2-48854



NBP2-48854

Carboxylesterase 1/CES1 Antibody - BSA Free

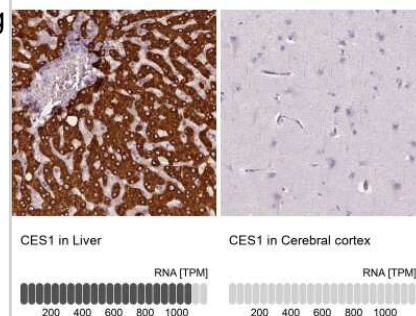
Product Information	
Unit Size	0.1 ml
Concentration	Concentrations vary lot to lot. See vial label for concentration. If unlisted please contact technical services.
Storage	Store at 4C short term. Aliquot and store at -20C long term. Avoid freeze-thaw cycles.
Clonality	Polyclonal
Preservative	0.02% Sodium Azide
Isotype	IgG
Purity	Affinity purified
Buffer	PBS (pH 7.2) and 40% Glycerol

Product Description	
Description	Novus Biologicals Rabbit Carboxylesterase 1/CES1 Antibody - BSA Free (NBP2-48854) is a polyclonal antibody validated for use in IHC and ICC/IF. All Novus Biologicals antibodies are covered by our 100% guarantee.
Host	Rabbit
Gene ID	1066
Gene Symbol	CES1
Species	Human
Immunogen	This antibody was developed against a recombinant protein corresponding to amino acids: HWPEYNQKEGYLQIGANTQAAQKLKDKKEVAFWTNLFKAKAVEKPPQTEHIEL

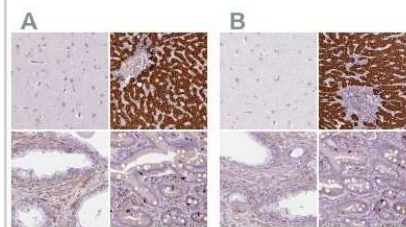
Product Application Details	
Applications	Immunohistochemistry-Paraffin, Immunocytochemistry/ Immunofluorescence, Immunohistochemistry
Recommended Dilutions	Immunohistochemistry 1:1000 - 1:2500, Immunocytochemistry/ Immunofluorescence 0.25-2 ug/ml, Immunohistochemistry-Paraffin 1:1000 - 1:2500
Application Notes	For IHC-Paraffin, HIER pH 6 retrieval is recommended. ICC/IF Fixation Permeabilization: Use PFA/Triton X-100.

Images

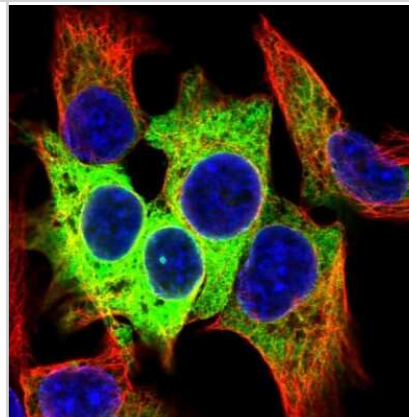
Immunohistochemistry-Paraffin: Carboxylesterase 1/CES1 Antibody [NBP2-48854] - Analysis in human liver and cerebral cortex tissues using NBP2-48854 antibody. Corresponding CES1 RNA-seq data are presented for the same tissues.



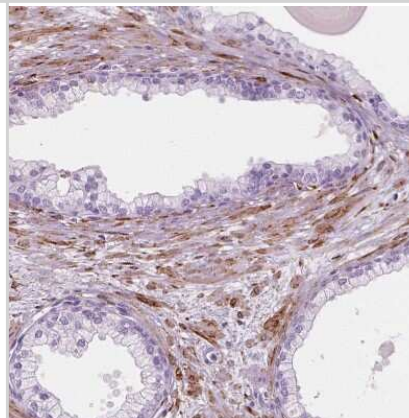
Immunohistochemistry-Paraffin: Carboxylesterase 1/CES1 Antibody [NBP2-48854] - Staining of human cerebral cortex, liver, prostate and upper gastrointestinal using Anti-CES1 antibody NBP2-48854 (A) shows similar protein distribution across tissues to independent antibody NBP1-85691 (B).



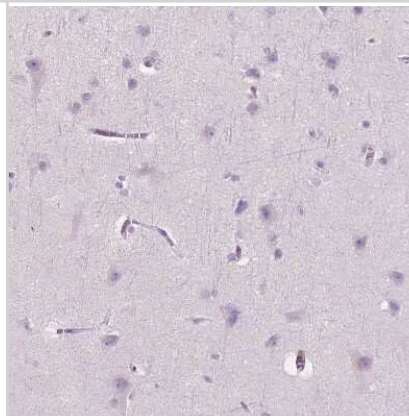
Immunocytochemistry/Immunofluorescence: Carboxylesterase 1/CES1 Antibody [NBP2-48854] - Analysis of human cell line Hep G2 shows positivity in endoplasmic reticulum. Antibody staining is shown in green.



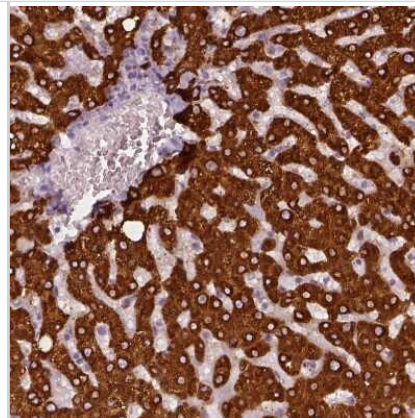
Immunohistochemistry-Paraffin: Carboxylesterase 1/CES1 Antibody [NBP2-48854] - Staining of human prostate shows moderate cytoplasmic positivity in smooth muscle cells.



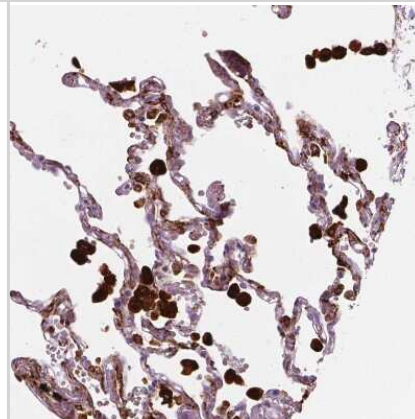
Immunohistochemistry-Paraffin: Carboxylesterase 1/CES1 Antibody [NBP2-48854] - Staining of human cerebral cortex shows no cytoplasmic positivity in neuronal cells as expected.



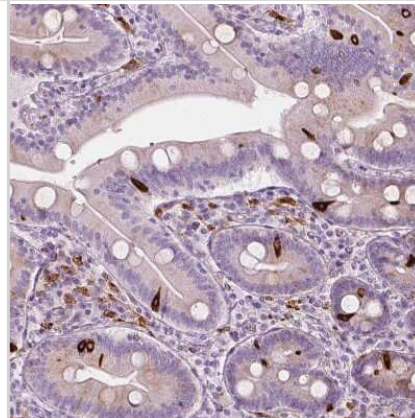
Immunohistochemistry-Paraffin: Carboxylesterase 1/CES1 Antibody [NBP2-48854] - Staining of human liver shows strong cytoplasmic positivity in hepatocytes.



Immunohistochemistry-Paraffin: Carboxylesterase 1/CES1 Antibody [NBP2-48854] - Staining of human lung shows strong cytoplasmic positivity in macrophages.



Immunohistochemistry-Paraffin: Carboxylesterase 1/CES1 Antibody [NBP2-48854] - Staining of human small intestine shows strong cytoplasmic positivity in enteroendocrine cells.





Novus Biologicals USA

10730 E. Briarwood Avenue
Centennial, CO 80112
USA
Phone: 303.730.1950
Toll Free: 1.888.506.6887
Fax: 303.730.1966
nb-customerservice@bio-techne.com

Bio-Techne Canada

21 Canmotor Ave
Toronto, ON M8Z 4E6
Canada
Phone: 905.827.6400
Toll Free: 855.668.8722
Fax: 905.827.6402
canada.inquires@bio-techne.com

Bio-Techne Ltd

19 Barton Lane
Abingdon Science Park
Abingdon, OX14 3NB, United Kingdom
Phone: (44) (0) 1235 529449
Free Phone: 0800 37 34 15
Fax: (44) (0) 1235 533420
info.EMEA@bio-techne.com

General Contact Information

www.novusbio.com
Technical Support: nb-technical@bio-techne.com
Orders: nb-customerservice@bio-techne.com
General: novus@novusbio.com

Products Related to NBP2-48854

NBP2-48854PEP	Carboxylesterase 1/CES1 Recombinant Protein Antigen
HAF008	Goat anti-Rabbit IgG Secondary Antibody [HRP]
NB7160	Goat anti-Rabbit IgG (H+L) Secondary Antibody [HRP]
NBP2-24891	Rabbit IgG Isotype Control

Limitations

This product is for research use only and is not approved for use in humans or in clinical diagnosis. Primary Antibodies are guaranteed for 1 year from date of receipt.

For more information on our 100% guarantee, please visit www.novusbio.com/guarantee

Earn gift cards/discounts by submitting a review: www.novusbio.com/reviews/submit/NBP2-48854

Earn gift cards/discounts by submitting a publication using this product:
www.novusbio.com/publications

