

Product Datasheet

Adenosylhomocysteinase/AHCY Antibody - BSA Free NBP2-48817

Unit Size: 0.1 ml

Store at 4C short term. Aliquot and store at -20C long term. Avoid freeze-thaw cycles.

www.novusbio.com



technical@novusbio.com

Protocols, Publications, Related Products, Reviews, Research Tools and Images at:
www.novusbio.com/NBP2-48817

Updated 12/2/2025 v.20.1

Earn rewards for product
reviews and publications.

Submit a publication at www.novusbio.com/publications

Submit a review at www.novusbio.com/reviews/destination/NBP2-48817



NBP2-48817

Adenosylhomocysteinase/AHCY Antibody - BSA Free

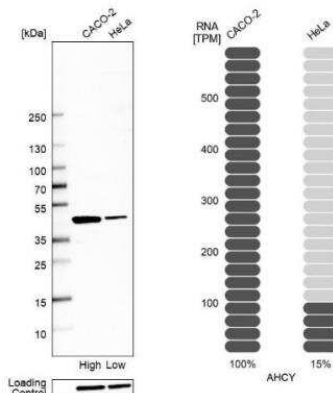
Product Information	
Unit Size	0.1 ml
Concentration	Concentrations vary lot to lot. See vial label for concentration. If unlisted please contact technical services.
Storage	Store at 4C short term. Aliquot and store at -20C long term. Avoid freeze-thaw cycles.
Clonality	Polyclonal
Preservative	0.02% Sodium Azide
Isotype	IgG
Purity	Affinity purified
Buffer	PBS (pH 7.2) and 40% Glycerol

Product Description	
Description	Novus Biologicals Rabbit Adenosylhomocysteinase/AHCY Antibody - BSA Free (NBP2-48817) is a polyclonal antibody validated for use in IHC, WB and ICC/IF. All Novus Biologicals antibodies are covered by our 100% guarantee.
Host	Rabbit
Gene ID	191
Gene Symbol	AHCY
Species	Human
Immunogen	This antibody was developed against a recombinant protein corresponding to amino acids: HPSFVMSNSFTNQVMAQIELWTHPKYPVGVHFLPKKLDEAVAEAHLGKLVNK LTKLTEKQAQYLGMSCDGPFKPDHY

Product Application Details	
Applications	Western Blot, Immunohistochemistry-Paraffin, Immunocytochemistry/Immunofluorescence, Immunohistochemistry
Recommended Dilutions	Western Blot 0.04-0.4 ug/ml, Immunohistochemistry 1:200 - 1:500, Immunocytochemistry/ Immunofluorescence 0.25-2 ug/ml, Immunohistochemistry-Paraffin 1:200 - 1:500
Application Notes	For IHC-Paraffin, HIER pH 6 retrieval is recommended. ICC/IF Fixation Permeabilization: Use PFA/Triton X-100.

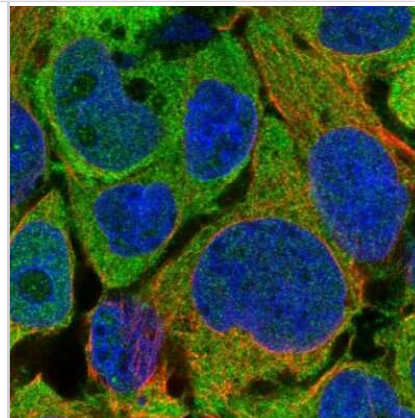
Images

Western Blot: Adenosylhomocysteinase/AHCY Antibody [NBP2-48817] - Analysis in human cell line CACO-2 and human cell line HeLa.

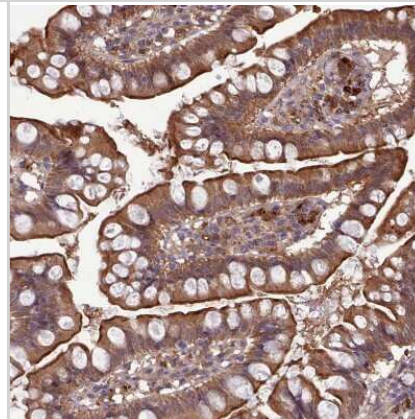


Immunocytochemistry/Immunofluorescence:

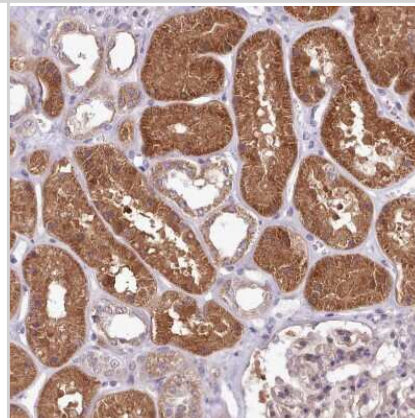
Adenosylhomocysteinase/AHCY Antibody [NBP2-48817] - Staining of human cell line CACO-2 shows localization to cytosol. Antibody staining is shown in green.



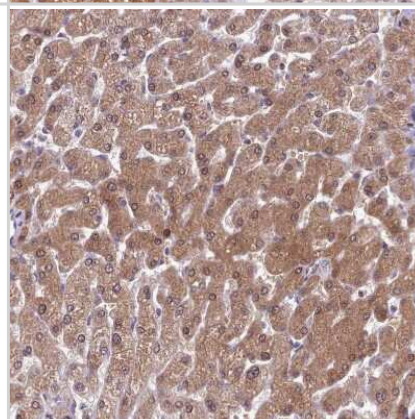
Immunohistochemistry-Paraffin: Adenosylhomocysteinase/AHCY Antibody [NBP2-48817] - Staining of human Small intestine shows moderate cytoplasmic positivity in glandular cells.



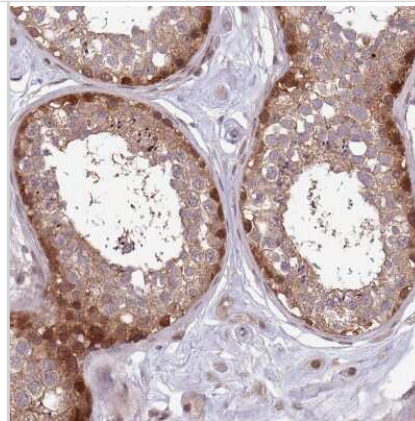
Immunohistochemistry-Paraffin: Adenosylhomocysteinase/AHCY Antibody [NBP2-48817] - Staining of human Kidney shows strong cytoplasmic positivity in cells in tubules.



Immunohistochemistry-Paraffin: Adenosylhomocysteinase/AHCY Antibody [NBP2-48817] - Staining of human Liver shows moderate cytoplasmic positivity in hepatocytes.



Immunohistochemistry-Paraffin: Adenosylhomocysteinase/AHCY
Antibody [NBP2-48817] - Staining of human Testis shows strong nuclear
and cytoplasmic positivity in spermatogonia.





Novus Biologicals USA

10730 E. Briarwood Avenue
Centennial, CO 80112
USA
Phone: 303.730.1950
Toll Free: 1.888.506.6887
Fax: 303.730.1966
nb-customerservice@bio-techne.com

Bio-Techne Canada

21 Canmotor Ave
Toronto, ON M8Z 4E6
Canada
Phone: 905.827.6400
Toll Free: 855.668.8722
Fax: 905.827.6402
canada.inquires@bio-techne.com

Bio-Techne Ltd

19 Barton Lane
Abingdon Science Park
Abingdon, OX14 3NB, United Kingdom
Phone: (44) (0) 1235 529449
Free Phone: 0800 37 34 15
Fax: (44) (0) 1235 533420
info.EMEA@bio-techne.com

General Contact Information

www.novusbio.com
Technical Support: nb-technical@bio-techne.com
Orders: nb-customerservice@bio-techne.com
General: novus@novusbio.com

Products Related to NBP2-48817

NBP2-48817PEP	Adenosylhomocysteinase/AHCY Recombinant Protein Antigen
NBP2-33376H	Blue Marker Antibody (6F4-F6) [HRP]
HAF008	Goat anti-Rabbit IgG Secondary Antibody [HRP]
NB7160	Goat anti-Rabbit IgG (H+L) Secondary Antibody [HRP]
NBP2-24891	Rabbit IgG Isotype Control

Limitations

This product is for research use only and is not approved for use in humans or in clinical diagnosis. Primary Antibodies are guaranteed for 1 year from date of receipt.

For more information on our 100% guarantee, please visit www.novusbio.com/guarantee

Earn gift cards/discounts by submitting a review: www.novusbio.com/reviews/submit/NBP2-48817

Earn gift cards/discounts by submitting a publication using this product:
www.novusbio.com/publications

