

Product Datasheet

CUGBP2 Antibody - BSA Free

NBP2-48646

Unit Size: 0.1 ml

Store at 4C short term. Aliquot and store at -20C long term. Avoid freeze-thaw cycles.

www.novusbio.com



technical@novusbio.com

Protocols, Publications, Related Products, Reviews, Research Tools and Images at:
www.novusbio.com/NBP2-48646

Updated 12/2/2025 v.20.1

Earn rewards for product
reviews and publications.

Submit a publication at www.novusbio.com/publications

Submit a review at www.novusbio.com/reviews/destination/NBP2-48646



NBP2-48646

CUGBP2 Antibody - BSA Free

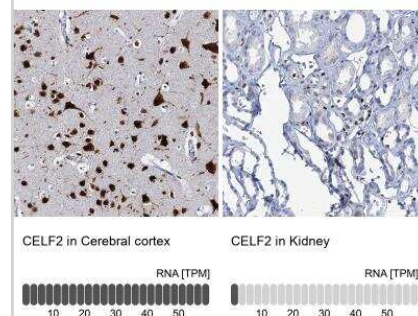
Product Information	
Unit Size	0.1 ml
Concentration	Concentrations vary lot to lot. See vial label for concentration. If unlisted please contact technical services.
Storage	Store at 4C short term. Aliquot and store at -20C long term. Avoid freeze-thaw cycles.
Clonality	Polyclonal
Preservative	0.02% Sodium Azide
Isotype	IgG
Purity	Affinity purified
Buffer	PBS (pH 7.2) and 40% Glycerol

Product Description	
Description	Novus Biologicals Rabbit CUGBP2 Antibody - BSA Free (NBP2-48646) is a polyclonal antibody validated for use in IHC. All Novus Biologicals antibodies are covered by our 100% guarantee.
Host	Rabbit
Gene ID	10659
Gene Symbol	CELF2
Species	Human
Reactivity Notes	Mouse (83%).
Immunogen	This antibody was developed against a recombinant protein corresponding to amino acids: TSTNANPLSTTSSALGALTSPVAASTPNSTAGAAMNSLTSLGTLQGLAGATVGL NNINALAGTINTPRSKRLLLLPKDNNGM

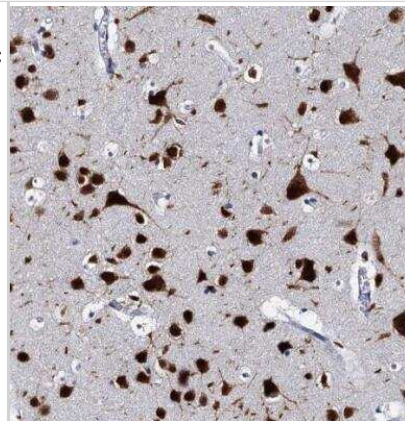
Product Application Details	
Applications	Immunohistochemistry-Paraffin, Immunohistochemistry
Recommended Dilutions	Immunohistochemistry 1:200 - 1:500, Immunohistochemistry-Paraffin 1:200 - 1:500
Application Notes	For IHC-Paraffin, HIER pH 6 retrieval is recommended.

Images

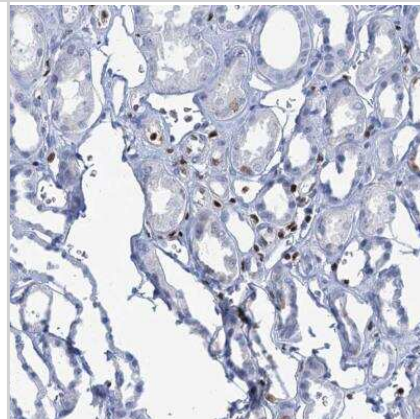
Immunohistochemistry-Paraffin: CUGBP2 Antibody [NBP2-48646] - Immunohistochemistry analysis in human cerebral cortex and kidney tissues. Corresponding RNA-seq data are presented for the same tissues.



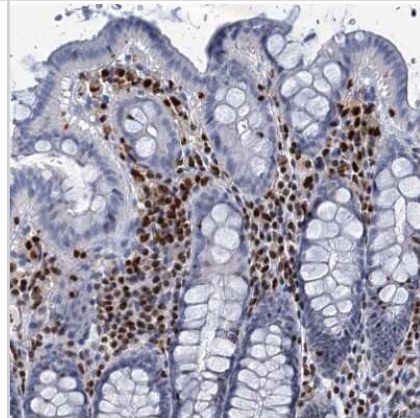
Immunohistochemistry-Paraffin: CUGBP2 Antibody [NBP2-48646] - Staining of human cerebral cortex shows moderate to strong cytoplasmic positivity in neurons.



Immunohistochemistry-Paraffin: CUGBP2 Antibody [NBP2-48646] - Staining of human kidney shows no nuclear positivity in cells in tubules.



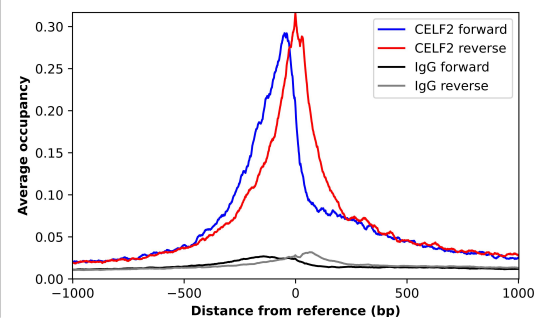
Immunohistochemistry-Paraffin: CUGBP2 Antibody [NBP2-48646] - Staining of human colon shows strong nuclear positivity in lymphoid cells.



Immunohistochemistry-Paraffin: CUGBP2 Antibody [NBP2-48646] - Staining of human tonsil shows moderate to strong nuclear positivity in non-germinal center cells.



ChIP-Exo-Seq composite graph for Anti-CELF2 (NBP2-48646) tested in K562 cells. Strand-specific reads (blue: forward, red: reverse) and IgG controls (black: forward, grey: reverse) are plotted against the distance from a composite set of reference binding sites. The antibody exhibits robust target enrichment compared to a non-specific IgG control and precisely reveals its structural organization around the binding site. Data generated by Prof. B. F. Pugh's Lab at Cornell University.





Novus Biologicals USA

10730 E. Briarwood Avenue
Centennial, CO 80112
USA
Phone: 303.730.1950
Toll Free: 1.888.506.6887
Fax: 303.730.1966
nb-customerservice@bio-techne.com

Bio-Techne Canada

21 Canmotor Ave
Toronto, ON M8Z 4E6
Canada
Phone: 905.827.6400
Toll Free: 855.668.8722
Fax: 905.827.6402
canada.inquires@bio-techne.com

Bio-Techne Ltd

19 Barton Lane
Abingdon Science Park
Abingdon, OX14 3NB, United Kingdom
Phone: (44) (0) 1235 529449
Free Phone: 0800 37 34 15
Fax: (44) (0) 1235 533420
info.EMEA@bio-techne.com

General Contact Information

www.novusbio.com
Technical Support: nb-technical@bio-techne.com
Orders: nb-customerservice@bio-techne.com
General: novus@novusbio.com

Products Related to NBP2-48646

NBP2-48646PEP	CUGBP2 Recombinant Protein Antigen
HAF008	Goat anti-Rabbit IgG Secondary Antibody [HRP]
NB7160	Goat anti-Rabbit IgG (H+L) Secondary Antibody [HRP]
NBP2-24891	Rabbit IgG Isotype Control

Limitations

This product is for research use only and is not approved for use in humans or in clinical diagnosis. Primary Antibodies are guaranteed for 1 year from date of receipt.

For more information on our 100% guarantee, please visit www.novusbio.com/guarantee

Earn gift cards/discounts by submitting a review: www.novusbio.com/reviews/submit/NBP2-48646

Earn gift cards/discounts by submitting a publication using this product:
www.novusbio.com/publications

