

# Product Datasheet

## IGF-II/IGF2 Antibody - BSA Free NBP2-48510

Unit Size: 0.1 ml

Store at 4C short term. Aliquot and store at -20C long term. Avoid freeze-thaw cycles.

[www.novusbio.com](http://www.novusbio.com)



[technical@novusbio.com](mailto:technical@novusbio.com)

### Publications: 1

Protocols, Publications, Related Products, Reviews, Research Tools and Images at:  
[www.novusbio.com/NBP2-48510](http://www.novusbio.com/NBP2-48510)

Updated 12/2/2025 v.20.1

Earn rewards for product  
reviews and publications.

Submit a publication at [www.novusbio.com/publications](http://www.novusbio.com/publications)

Submit a review at [www.novusbio.com/reviews/destination/NBP2-48510](http://www.novusbio.com/reviews/destination/NBP2-48510)



**NBP2-48510**

IGF-II/IGF2 Antibody - BSA Free

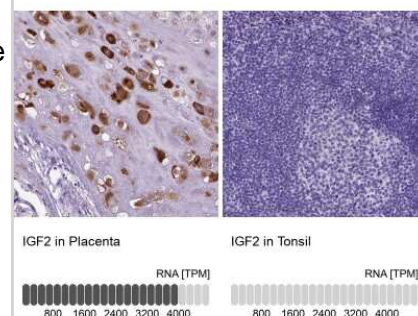
Product Information	
Unit Size	0.1 ml
Concentration	Concentrations vary lot to lot. See vial label for concentration. If unlisted please contact technical services.
Storage	Store at 4C short term. Aliquot and store at -20C long term. Avoid freeze-thaw cycles.
Clonality	Polyclonal
Preservative	0.02% Sodium Azide
Isotype	IgG
Purity	Affinity purified
Buffer	PBS (pH 7.2) and 40% Glycerol

Product Description	
Description	Novus Biologicals Rabbit IGF-II/IGF2 Antibody - BSA Free (NBP2-48510) is a polyclonal antibody validated for use in IHC. All Novus Biologicals antibodies are covered by our 100% guarantee.
Host	Rabbit
Gene ID	3481
Gene Symbol	IGF2
Species	Human
Reactivity Notes	Mouse (86%), Rat (86%)
Immunogen	This antibody was developed against a recombinant protein corresponding to amino acids: TLQFVCGDRGFYFSRPASRVSRRSRGIVECCFRSCDLALLETYCATPAKSER DVSTPPTVLPDNFPRYPVGKFFQYDTWKQSTQRLRRGLPALLRARRGHVLAK ELEAFREAKRHRPLIALPTQD

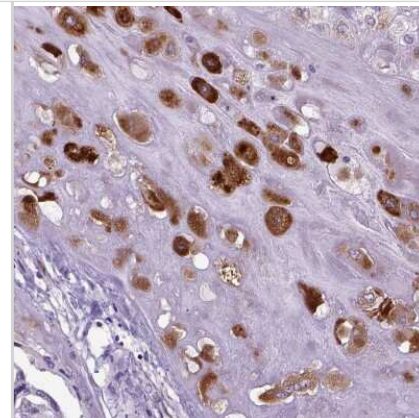
Product Application Details	
Applications	Immunohistochemistry-Paraffin, Immunohistochemistry
Recommended Dilutions	Immunohistochemistry 1:50 - 1:200, Immunohistochemistry-Paraffin 1:50 - 1:200
Application Notes	For IHC-Paraffin, HIER pH 6 retrieval is recommended.

**Images**

Immunohistochemistry-Paraffin: IGF-II/IGF2 Antibody [NBP2-48510] - Staining in human placenta and tonsil tissues using NBP2-48510 antibody. Corresponding IGF2 RNA-seq data are presented for the same tissues.



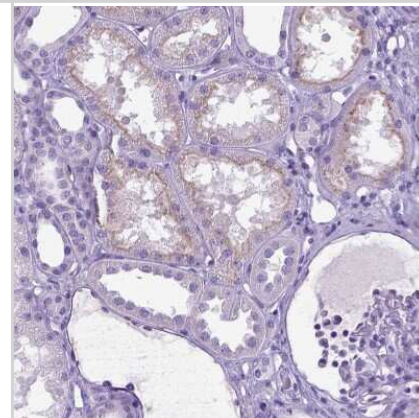
Immunohistochemistry-Paraffin: IGF-II/IGF2 Antibody [NBP2-48510] - Staining of human placenta shows moderate cytoplasmic positivity in extra villous trophoblastic cells.



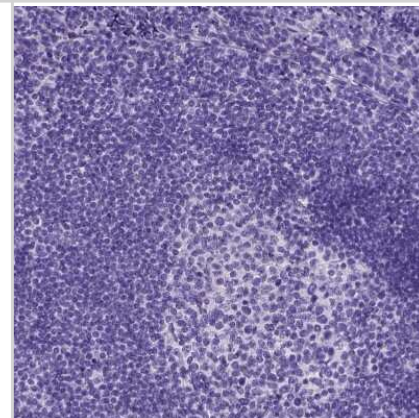
Immunohistochemistry-Paraffin: IGF-II/IGF2 Antibody [NBP2-48510] - Staining of human duodenum shows no positivity in glandular cells as expected.



Immunohistochemistry-Paraffin: IGF-II/IGF2 Antibody [NBP2-48510] - Staining of human kidney shows weak cytoplasmic positivity in cells in tubules.



Immunohistochemistry-Paraffin: IGF-II/IGF2 Antibody [NBP2-48510] - Staining of human tonsil shows no positivity in non-germinal center cells as expected.



## Publications

Pujadas, V;Chin, C;Sankpal, NV;Buhrmaster, J;Arjuna, A;Walia, R;Smith, MA;Eickelberg, O;Bremner, RM;Mohanakumar, T;Sureshbabu, A; Alveolar epithelial type 2 cell specific loss of IGF2BP2 activates inflammation in COVID-19 Respiratory research 2025-03-22 [PMID: 40121473]



### **Novus Biologicals USA**

10730 E. Briarwood Avenue  
Centennial, CO 80112  
USA  
Phone: 303.730.1950  
Toll Free: 1.888.506.6887  
Fax: 303.730.1966  
nb-customerservice@bio-techne.com

### **Bio-Techne Canada**

21 Canmotor Ave  
Toronto, ON M8Z 4E6  
Canada  
Phone: 905.827.6400  
Toll Free: 855.668.8722  
Fax: 905.827.6402  
canada.inquires@bio-techne.com

### **Bio-Techne Ltd**

19 Barton Lane  
Abingdon Science Park  
Abingdon, OX14 3NB, United Kingdom  
Phone: (44) (0) 1235 529449  
Free Phone: 0800 37 34 15  
Fax: (44) (0) 1235 533420  
info.EMEA@bio-techne.com

### **General Contact Information**

www.novusbio.com  
Technical Support: nb-technical@bio-techne.com  
Orders: nb-customerservice@bio-techne.com  
General: novus@novusbio.com

### **Products Related to NBP2-48510**

---

NBP2-48510PEP	IGF-II/IGF2 Recombinant Protein Antigen
HAF008	Goat anti-Rabbit IgG Secondary Antibody [HRP]
NB7160	Goat anti-Rabbit IgG (H+L) Secondary Antibody [HRP]
NBP2-24891	Rabbit IgG Isotype Control

---

### **Limitations**

This product is for research use only and is not approved for use in humans or in clinical diagnosis. Primary Antibodies are guaranteed for 1 year from date of receipt.

For more information on our 100% guarantee, please visit [www.novusbio.com/guarantee](http://www.novusbio.com/guarantee)

Earn gift cards/discounts by submitting a review: [www.novusbio.com/reviews/submit/NBP2-48510](http://www.novusbio.com/reviews/submit/NBP2-48510)

Earn gift cards/discounts by submitting a publication using this product:  
[www.novusbio.com/publications](http://www.novusbio.com/publications)

