

Product Datasheet

Nestin Antibody - BSA Free

NBP2-48504

Unit Size: 0.1 ml

Store at 4C short term. Aliquot and store at -20C long term. Avoid freeze-thaw cycles.

www.novusbio.com



technical@novusbio.com

Protocols, Publications, Related Products, Reviews, Research Tools and Images at:
www.novusbio.com/NBP2-48504

Updated 3/4/2026 v.20.1

Earn rewards for product
reviews and publications.

Submit a publication at www.novusbio.com/publications

Submit a review at www.novusbio.com/reviews/destination/NBP2-48504



NBP2-48504

Nestin Antibody - BSA Free


Product Information	
Unit Size	0.1 ml
Concentration	Concentrations vary lot to lot. See vial label for concentration. If unlisted please contact technical services.
Storage	Store at 4C short term. Aliquot and store at -20C long term. Avoid freeze-thaw cycles.
Clonality	Polyclonal
Preservative	0.02% Sodium Azide
Isotype	IgG
Purity	Affinity purified
Buffer	PBS (pH 7.2) and 40% Glycerol

Product Description	
Host	Rabbit
Gene ID	10763
Gene Symbol	NES
Species	Human
Immunogen	This antibody was developed against a recombinant protein corresponding to amino acids: DPEGQSQQVVGAPGLQAPQGLPEAIEPLVEDDVAPGGDQASPEVMLGSEPAM GESAAGAEPGPGQGVGGLGDPGHLTREEVMEPPLEESLEAKRVQGLEGPR KDLEEAGGLGTEFSELP

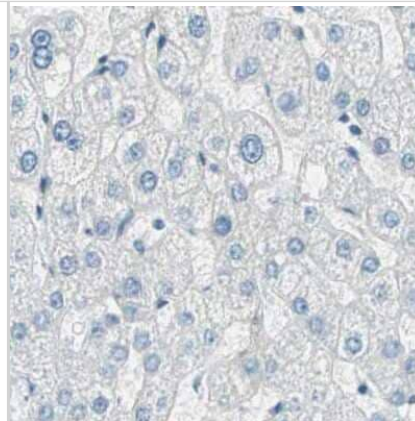
Product Application Details	
Applications	Western Blot, Immunohistochemistry-Paraffin, Immunohistochemistry, Knockdown Validated
Recommended Dilutions	Western Blot 0.04 - 0.4 ug/ml, Immunohistochemistry 1:500 - 1:1000, Immunohistochemistry-Paraffin 1:500 - 1:1000, Knockdown Validated
Application Notes	For IHC-Paraffin, HIER pH 6 retrieval is recommended. Immunocytochemistry/Immunofluorescence Fixation Permeabilization: Use PFA/Triton X-100.

Images

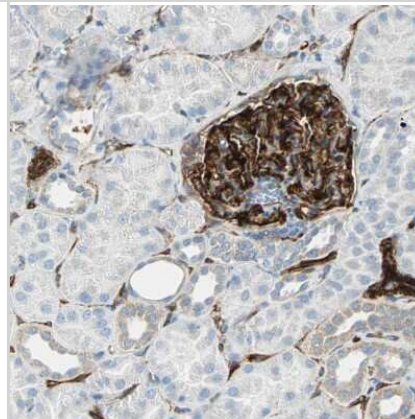
Western Blot: Nestin Antibody [NBP2-48504] - Analysis in U-251MG cells transfected with control siRNA, target specific siRNA probe #1 and #2, using Anti-NES antibody. Remaining relative intensity is presented. Loading control: Anti-GAPDH.



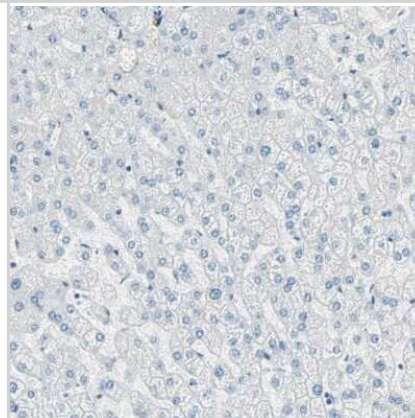
Immunohistochemistry-Paraffin: Nestin Antibody [NBP2-48504] - Staining of human liver using Anti-NES antibody NBP2-48504.



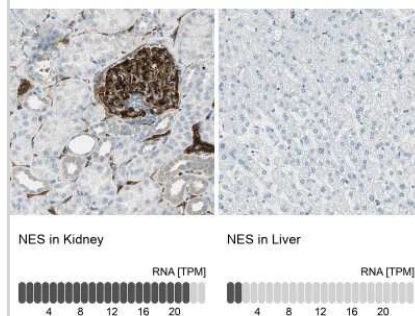
Immunohistochemistry-Paraffin: Nestin Antibody [NBP2-48504] - Staining of human kidney shows distinct positivity in cells in glomeruli.



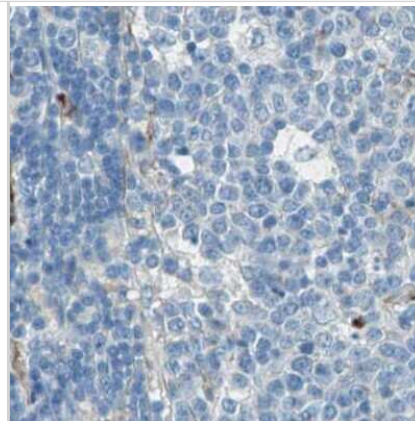
Immunohistochemistry-Paraffin: Nestin Antibody [NBP2-48504] - Staining of human liver shows low expression as expected.



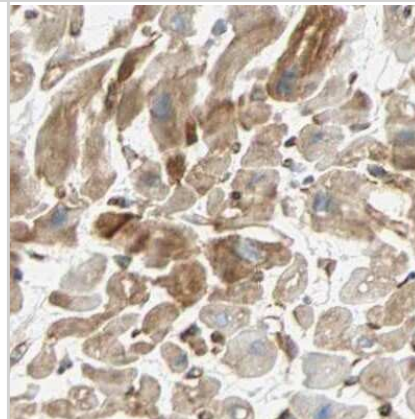
Immunohistochemistry-Paraffin: Nestin Antibody [NBP2-48504] - Staining in human kidney and liver tissues using anti-NES antibody. Corresponding NES RNA-seq data are presented for the same tissues.



Immunohistochemistry-Paraffin: Nestin Antibody [NBP2-48504] - Staining of human lymph node.



Immunohistochemistry-Paraffin: Nestin Antibody [NBP2-48504] - Staining of human heart muscle.





Novus Biologicals USA

10730 E. Briarwood Avenue
Centennial, CO 80112
USA
Phone: 303.730.1950
Toll Free: 1.888.506.6887
Fax: 303.730.1966
nb-customerservice@bio-techne.com

Bio-Techne Canada

21 Canmotor Ave
Toronto, ON M8Z 4E6
Canada
Phone: 905.827.6400
Toll Free: 855.668.8722
Fax: 905.827.6402
canada.inquires@bio-techne.com

Bio-Techne Ltd

19 Barton Lane
Abingdon Science Park
Abingdon, OX14 3NB, United Kingdom
Phone: (44) (0) 1235 529449
Free Phone: 0800 37 34 15
Fax: (44) (0) 1235 533420
info.EMEA@bio-techne.com

General Contact Information

www.novusbio.com
Technical Support: nb-technical@bio-techne.com
Orders: nb-customerservice@bio-techne.com
General: novus@novusbio.com

Products Related to NBP2-48504

HAF008	Goat anti-Rabbit IgG Secondary Antibody [HRP]
NB7160	Goat anti-Rabbit IgG (H+L) Secondary Antibody [HRP]
NBP2-24891	Rabbit IgG Isotype Control
NBP2-59775PEP	Nestin Recombinant Protein Antigen

Limitations

This product is for research use only and is not approved for use in humans or in clinical diagnosis. Primary Antibodies are guaranteed for 1 year from date of receipt.

For more information on our 100% guarantee, please visit www.novusbio.com/guarantee

Earn gift cards/discounts by submitting a review: www.novusbio.com/reviews/submit/NBP2-48504

Earn gift cards/discounts by submitting a publication using this product:
www.novusbio.com/publications

