

# Product Datasheet

## Cadherin-16 Antibody (CDH16/1071) - IHC-Prediluted NBP2-48433

Unit Size: 7 ml

Store at 4C.

[www.novusbio.com](http://www.novusbio.com)



[technical@novusbio.com](mailto:technical@novusbio.com)

Protocols, Publications, Related Products, Reviews, Research Tools and Images at:  
[www.novusbio.com/NBP2-48433](http://www.novusbio.com/NBP2-48433)

Updated 10/23/2024 v.20.1

Earn rewards for product  
reviews and publications.

Submit a publication at [www.novusbio.com/publications](http://www.novusbio.com/publications)

Submit a review at [www.novusbio.com/reviews/destination/NBP2-48433](http://www.novusbio.com/reviews/destination/NBP2-48433)



**NBP2-48433****Cadherin-16 Antibody (CDH16/1071) - IHC-Prediluted**

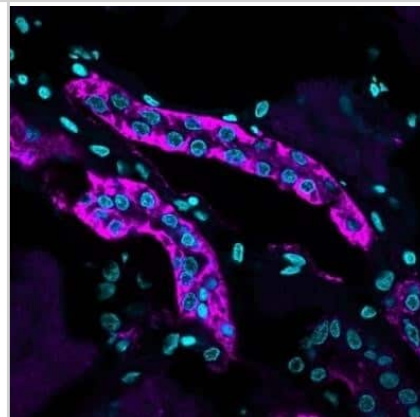
<b>Product Information</b>	
<b>Unit Size</b>	7 ml
<b>Concentration</b>	Please see the vial label for concentration. If unlisted please contact technical services.
<b>Storage</b>	Store at 4C.
<b>Clonality</b>	Monoclonal
<b>Clone</b>	CDH16/1071
<b>Preservative</b>	0.05% Sodium Azide
<b>Isotype</b>	IgG1 Kappa
<b>Purity</b>	Protein A or G purified
<b>Buffer</b>	10 mM PBS with 0.05% BSA
<b>Target Molecular Weight</b>	130 kDa

<b>Product Description</b>	
<b>Description</b>	The prediluted antibody does not require any mixing, dilution, reconstitution, or titration; the antibody is ready-to-use and optimized for staining.
<b>Host</b>	Mouse
<b>Gene ID</b>	1014
<b>Gene Symbol</b>	CDH16
<b>Species</b>	Human, Mouse, Rat, Canine, Rabbit
<b>Immunogen</b>	Recombinant full-length human Cadherin-16 protein (Uniprot: O75309)

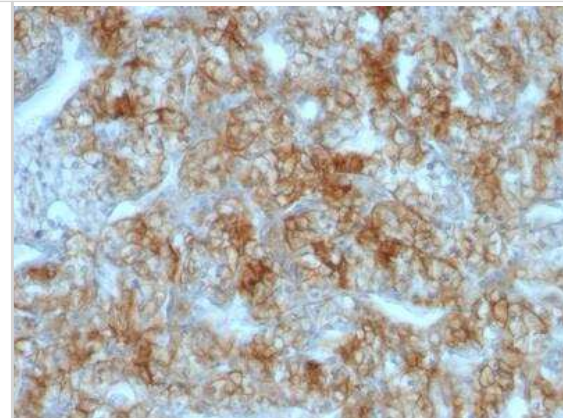
<b>Product Application Details</b>	
<b>Applications</b>	Immunohistochemistry, Immunohistochemistry-Paraffin
<b>Recommended Dilutions</b>	Immunohistochemistry, Immunohistochemistry-Paraffin
<b>Application Notes</b>	Immunohistochemistry (Formalin-fixed): 1-2ug/ml for 30 minutes at RT. Staining of formalin-fixed tissues requires heating tissue sections in 10mM Tris with 1mM EDTA, pH 9.0, for 45 min at 95C followed by cooling at RT for 20 minutes. Optimal dilution for a specific application should be determined.

**Images**

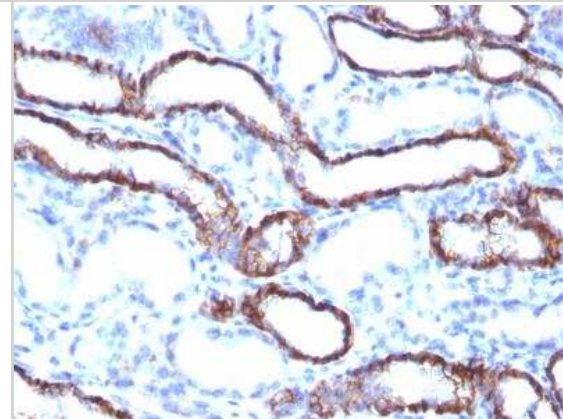
Immunohistochemistry-Paraffin: Cadherin-16 Antibody (CDH16/1071) - IHC-Prediluted [NBP2-48433] - Human Kidney stained with Cadherin-16 Antibody (CDH16/1071) followed by Goat anti-Mouse IgG-CF640R (Purple)



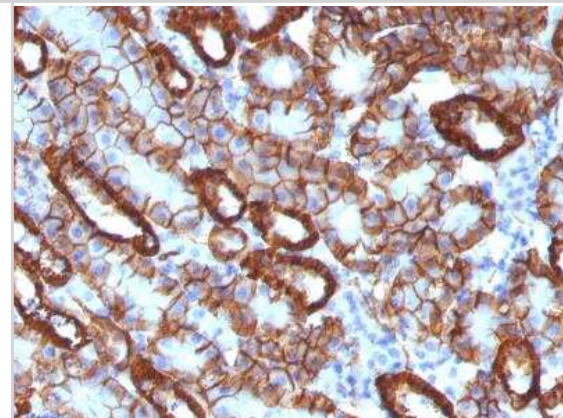
Immunohistochemistry-Paraffin: Cadherin-16 Antibody (CDH16/1071) - IHC-Prediluted [NBP2-48433] - Formalin-fixed, paraffin-embedded human Renal Cell Carcinoma stained with KSP-Cadherin Mouse Monoclonal Antibody (CDH16/1071).



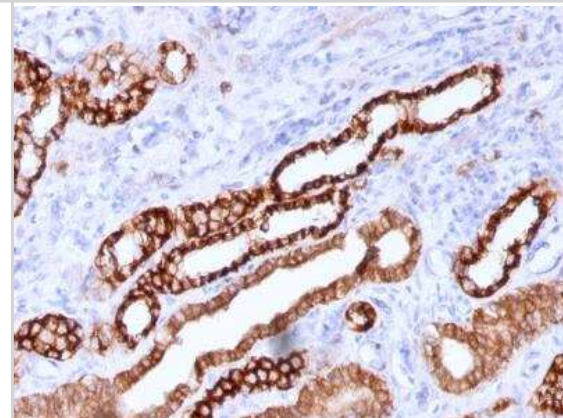
Immunohistochemistry-Paraffin: Cadherin-16 Antibody (CDH16/1071) - IHC-Prediluted [NBP2-48433] - Formalin-fixed, paraffin-embedded Rat Kidney stained with KSP-Cadherin Mouse Monoclonal Antibody (CDH16/1071).



Immunohistochemistry-Paraffin: Cadherin-16 Antibody (CDH16/1071) - IHC-Prediluted [NBP2-48433] - Formalin-fixed, paraffin-embedded Mouse Kidney stained with KSP-Cadherin Mouse Monoclonal Antibody (CDH16/1071).



Immunohistochemistry-Paraffin: Cadherin-16 Antibody (CDH16/1071) - IHC-Prediluted [NBP2-48433] - Formalin-fixed, paraffin-embedded human Kidney stained with KSP-Cadherin Mouse Monoclonal Antibody (CDH16/1071).





### Novus Biologicals USA

10730 E. Briarwood Avenue  
Centennial, CO 80112  
USA  
Phone: 303.730.1950  
Toll Free: 1.888.506.6887  
Fax: 303.730.1966  
nb-customerservice@bio-techne.com

### Bio-Techne Canada

21 Canmotor Ave  
Toronto, ON M8Z 4E6  
Canada  
Phone: 905.827.6400  
Toll Free: 855.668.8722  
Fax: 905.827.6402  
canada.inquires@bio-techne.com

### Bio-Techne Ltd

19 Barton Lane  
Abingdon Science Park  
Abingdon, OX14 3NB, United Kingdom  
Phone: (44) (0) 1235 529449  
Free Phone: 0800 37 34 15  
Fax: (44) (0) 1235 533420  
info.EMEA@bio-techne.com

### General Contact Information

www.novusbio.com  
Technical Support: nb-technical@bio-techne.com  
Orders: nb-customerservice@bio-techne.com  
General: novus@novusbio.com

### Products Related to NBP2-48433

---

HAF007	Goat anti-Mouse IgG Secondary Antibody [HRP]
NB720-B	Rabbit anti-Mouse IgG (H+L) Secondary Antibody [Biotin]
NBP1-43319-0.5mg	Mouse IgG1 Kappa Isotype Control (P3.6.2.8.1)
H00001014-P01-10ug	Recombinant Human Cadherin-16 GST (N-Term) Protein

---

### Limitations

This product is for research use only and is not approved for use in humans or in clinical diagnosis. Primary Antibodies are guaranteed for 1 year from date of receipt.

For more information on our 100% guarantee, please visit [www.novusbio.com/guarantee](http://www.novusbio.com/guarantee)

Earn gift cards/discounts by submitting a review: [www.novusbio.com/reviews/submit/NBP2-48433](http://www.novusbio.com/reviews/submit/NBP2-48433)

Earn gift cards/discounts by submitting a publication using this product:  
[www.novusbio.com/publications](http://www.novusbio.com/publications)

