

# Product Datasheet

## Moesin Antibody (MSN/493) - IHC-Prediluted NBP2-48306

Unit Size: 7 ml

Store at 4C.

[www.novusbio.com](http://www.novusbio.com)



[technical@novusbio.com](mailto:technical@novusbio.com)

Protocols, Publications, Related Products, Reviews, Research Tools and Images at:  
[www.novusbio.com/NBP2-48306](http://www.novusbio.com/NBP2-48306)

Updated 10/23/2024 v.20.1

Earn rewards for product  
reviews and publications.

Submit a publication at [www.novusbio.com/publications](http://www.novusbio.com/publications)

Submit a review at [www.novusbio.com/reviews/destination/NBP2-48306](http://www.novusbio.com/reviews/destination/NBP2-48306)



**NBP2-48306**

Moesin Antibody (MSN/493) - IHC-Prediluted

Product Information	
Unit Size	7 ml
Concentration	Please see the vial label for concentration. If unlisted please contact technical services.
Storage	Store at 4C.
Clonality	Monoclonal
Clone	MSN/493
Preservative	0.05% Sodium Azide
Isotype	IgG1 Kappa
Purity	Protein A or G purified
Buffer	10 mM PBS with 0.05% BSA
Target Molecular Weight	78 kDa

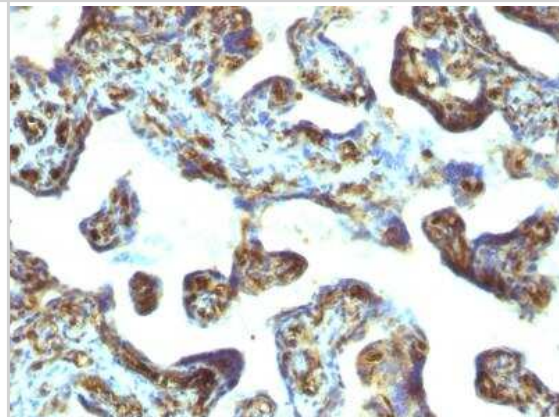
Product Description	
Description	The prediluted antibody does not require any mixing, dilution, reconstitution, or titration; the antibody is ready-to-use and optimized for staining.
Host	Mouse
Gene ID	4478
Gene Symbol	MSN
Species	Human, Rat (Negative)
Reactivity Notes	Does not react with Rat.
Immunogen	Recombinant full-length human Moesin protein (Uniprot: P26038)

Product Application Details	
Applications	Immunohistochemistry, Immunohistochemistry-Paraffin, Knockout Validated
Recommended Dilutions	Immunohistochemistry, Immunohistochemistry-Paraffin, Knockout Validated
Application Notes	Immunohistochemistry (Formalin-fixed): 1-2ug/ml for 30 minutes at RT. Staining of formalin-fixed tissues requires heating tissue sections in 10mM Tris with 1mM EDTA, pH 9.0, for 45 min at 95C followed by cooling at RT for 20 minutes. Optimal dilution for a specific application should be determined.

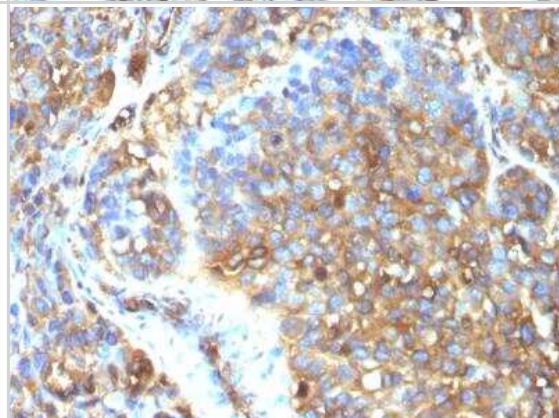


**Images**

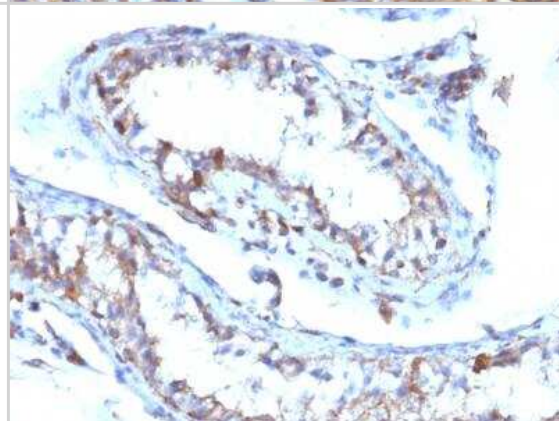
Immunohistochemistry-Paraffin: Moesin Antibody (MSN/493) - IHC-Prediluted [NBP2-48306] - Formalin-fixed, paraffin-embedded human Placenta stained with Moesin Mouse Monoclonal Antibody (MSN/493).



Immunohistochemistry-Paraffin: Moesin Antibody (MSN/493) - IHC-Prediluted [NBP2-48306] - Formalin-fixed, paraffin-embedded human Melanoma stained with Moesin Mouse Monoclonal Antibody (MSN/493).



Immunohistochemistry-Paraffin: Moesin Antibody (MSN/493) - IHC-Prediluted [NBP2-48306] - Formalin-fixed, paraffin-embedded human Testicular Carcinoma stained with Moesin Mouse Monoclonal Antibody (MSN/493).





### **Novus Biologicals USA**

10730 E. Briarwood Avenue  
Centennial, CO 80112  
USA  
Phone: 303.730.1950  
Toll Free: 1.888.506.6887  
Fax: 303.730.1966  
nb-customerservice@bio-techne.com

### **Bio-Techne Canada**

21 Canmotor Ave  
Toronto, ON M8Z 4E6  
Canada  
Phone: 905.827.6400  
Toll Free: 855.668.8722  
Fax: 905.827.6402  
canada.inquires@bio-techne.com

### **Bio-Techne Ltd**

19 Barton Lane  
Abingdon Science Park  
Abingdon, OX14 3NB, United Kingdom  
Phone: (44) (0) 1235 529449  
Free Phone: 0800 37 34 15  
Fax: (44) (0) 1235 533420  
info.EMEA@bio-techne.com

### **General Contact Information**

www.novusbio.com  
Technical Support: nb-technical@bio-techne.com  
Orders: nb-customerservice@bio-techne.com  
General: novus@novusbio.com

### **Products Related to NBP2-48306**

---

HAF007	Goat anti-Mouse IgG Secondary Antibody [HRP]
NB720-B	Rabbit anti-Mouse IgG (H+L) Secondary Antibody [Biotin]
NBP1-43319-0.5mg	Mouse IgG1 Kappa Isotype Control (P3.6.2.8.1)
H00004478-P01-10ug	Recombinant Human Moesin GST (N-Term) Protein

---

### **Limitations**

This product is for research use only and is not approved for use in humans or in clinical diagnosis. Primary Antibodies are guaranteed for 1 year from date of receipt.

For more information on our 100% guarantee, please visit [www.novusbio.com/guarantee](http://www.novusbio.com/guarantee)

Earn gift cards/discounts by submitting a review: [www.novusbio.com/reviews/submit/NBP2-48306](http://www.novusbio.com/reviews/submit/NBP2-48306)

Earn gift cards/discounts by submitting a publication using this product:  
[www.novusbio.com/publications](http://www.novusbio.com/publications)

