

# Product Datasheet

## CD20 Antibody (IGEL/773) - Azide and BSA Free NBP2-47840-0.1mg

Unit Size: 0.1 mg

Store at -20 to -80C. Avoid freeze-thaw cycles.

[www.novusbio.com](http://www.novusbio.com)



[technical@novusbio.com](mailto:technical@novusbio.com)

### Publications: 2

Protocols, Publications, Related Products, Reviews, Research Tools and Images at:  
[www.novusbio.com/NBP2-47840](http://www.novusbio.com/NBP2-47840)

Updated 10/23/2024 v.20.1

Earn rewards for product  
reviews and publications.

Submit a publication at [www.novusbio.com/publications](http://www.novusbio.com/publications)

Submit a review at [www.novusbio.com/reviews/destination/NBP2-47840](http://www.novusbio.com/reviews/destination/NBP2-47840)



**NBP2-47840-0.1mg**

CD20 Antibody (IGEL/773) - Azide and BSA Free

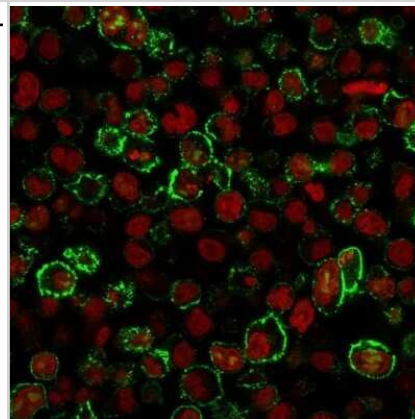
<b>Product Information</b>	
<b>Unit Size</b>	0.1 mg
<b>Concentration</b>	1.0 mg/ml
<b>Storage</b>	Store at -20 to -80C. Avoid freeze-thaw cycles.
<b>Clonality</b>	Monoclonal
<b>Clone</b>	IGEL/773
<b>Preservative</b>	No Preservative
<b>Isotype</b>	IgG2a Kappa
<b>Purity</b>	Protein A or G purified
<b>Buffer</b>	10 mM PBS
<b>Product Description</b>	
<b>Description</b>	1.0 mg/ml of antibody purified from Bioreactor Concentrate by Protein A/G. Prepared in 10mM PBS WITHOUT BSA & azide. Also available at 200 ug/ml WITH BSA & azide (NBP2-44745).  Antibody with azide - store at 2 to 8C. Antibody without azide - store at -20 to -80 C.
<b>Host</b>	Mouse
<b>Gene ID</b>	931
<b>Gene Symbol</b>	MS4A1
<b>Species</b>	Human
<b>Reactivity Notes</b>	Others not known.
<b>Marker</b>	B-Cell Marker
<b>Specificity/Sensitivity</b>	Recognizes a protein of 30-33kDa, which is identified as CD20. It is a non-Ig differentiation antigen of B-cells and its expression is restricted to normal and neoplastic B-cells, being absent from all other leukocytes and tissues. CD20 is expressed by pre B-cells and persists during all stages of B-cell maturation but is lost upon terminal differentiation into plasma cells. This monoclonal antibody can be used for immunophenotyping of leukemia and malignant cells, B lymphocyte detection in peripheral blood and B cell localization in tissues. It reacts with the majority of B-cells present in peripheral blood and lymphoid tissues and their derived lymphomas. In lymphoid tissue, germinal center blasts and B-immunoblasts are particularly reactive. It is a reliable antibody for ascribing a B-cell phenotype in known lymphoid tissues. Rarely, CD20-positive T-cell lymphomas have been reported. Reactivity has also been noted with Reed-Sternberg cells in cases of Hodgkin s disease, particularly of lymphocyte predominant type.
<b>Immunogen</b>	Recombinant full-length human CD20 protein (Uniprot: P11836 )
<b>Product Application Details</b>	
<b>Applications</b>	Western Blot, Flow Cytometry, Immunocytochemistry/ Immunofluorescence, Immunohistochemistry, Immunohistochemistry-Paraffin, CyTOF-ready, Immunofluorescence, Multiplex Immunoassay

<b>Recommended Dilutions</b>	Western Blot, Flow Cytometry 0.5 - 1 ug/million cells in 0.1 ml, Immunohistochemistry, Immunocytochemistry/ Immunofluorescence, Immunohistochemistry-Paraffin 0.5 - 1.0 ug/ml, Immunofluorescence 0.5 - 1.0 ug/ml, CyTOF-ready, Multiplex Immunoassay
<b>Application Notes</b>	Use in Multiplex Immunoassay reported in scientific literature (PMID: 31942075). Immunohistochemistry (Formalin-fixed): 1-2ug/ml for 30 minutes at RT. Staining of formalin-fixed tissues requires heating tissue sections in 10mM Tris with 1mM EDTA, pH 9.0, for 45 min at 95C followed by cooling at RT for 20 minutes. Optimal dilution for a specific application should be determined.

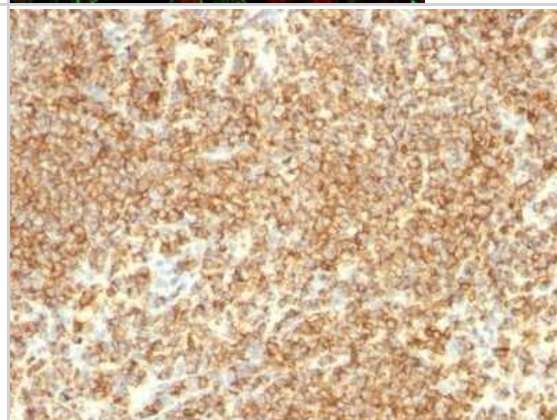


## Images

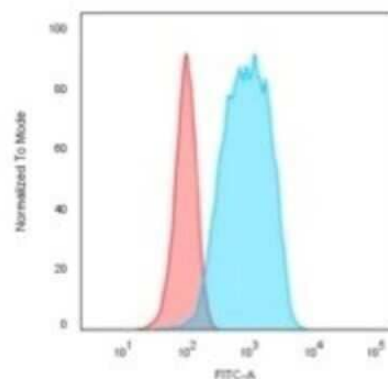
Immunocytochemistry/Immunofluorescence: CD20 Antibody (IGEL/773) - Azide and BSA Free [NBP2-47840] - Immunofluorescence staining of Raji cells using CD20 Antibody (IGEL/773) followed by goat anti-Mouse IgG conjugated to CF488 (green). Nuclei are stained with Red Dot.



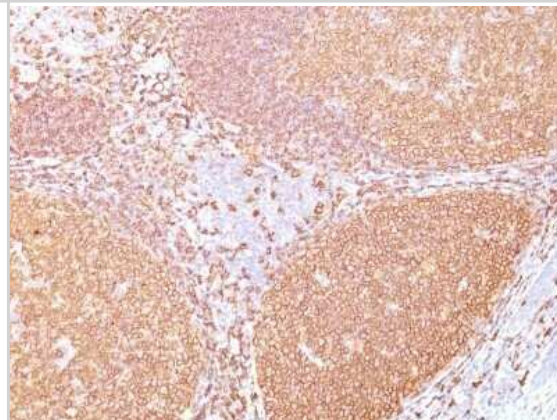
Immunohistochemistry-Paraffin: CD20 Antibody (IGEL/773) - Azide and BSA Free [NBP2-47840] - Human Lymphoma stained with CD20 Monoclonal Antibody (IGEL/773)



Flow Cytometry: CD20 Antibody (IGEL/773) - Azide and BSA Free [NBP2-47840] - Flow Cytometric Analysis of Raji cells. CD20 Antibody (IGEL/773) followed by goat anti-Mouse IgG-CF488 (Blue); Isotype Control (Red).



Immunohistochemistry-Paraffin: CD20 Antibody (IGEL/773) - Azide and BSA Free [NBP2-47840] - Human Tonsil stained with CD20 Monoclonal Antibody (IGEL/773)



## Publications

Min Liu, Giorgio Bertolazzi, Shruti Sridhar, Rui Xue Lee, Patrick Jaynes, Kevin Mulder, Nicholas Syn, Michal Marek Hoppe, Shuangyi Fan, Yanfen Peng, Jocelyn Thng, Reiya Chua, Yogeshini Batumalai, Sanjay De Mel, Limei Poon, Esther Hian Li Chan, Joanne Lee, Susan Swee-Shan Hue, Sheng-Tsung Chang, Shih-Sung Chuang, K. George Chandy, Xiaofei Ye, Qiang Pan-Hammarström, Florent Ginhoux, Yen Lin Chee, Siok-Bian Ng, Claudio Tripodo, Anand D. Jeyasekharan Spatially-resolved transcriptomics reveal macrophage heterogeneity and prognostic significance in diffuse large B-cell lymphoma Nature Communications 2024-03-08 [PMID: 38459052]

Macchiarella G, Cornacchione V, Cojean C et al. Disease Association of Anti-γ-Carboxyethyl Lysine Autoantibodies in Hidradenitis Suppurativa The Journal of investigative dermatology 2023-02-01 [PMID: 36116506] (IHC-P, Human)





### **Novus Biologicals USA**

10730 E. Briarwood Avenue  
Centennial, CO 80112  
USA  
Phone: 303.730.1950  
Toll Free: 1.888.506.6887  
Fax: 303.730.1966  
nb-customerservice@bio-techne.com

### **Bio-Techne Canada**

21 Canmotor Ave  
Toronto, ON M8Z 4E6  
Canada  
Phone: 905.827.6400  
Toll Free: 855.668.8722  
Fax: 905.827.6402  
canada.inquires@bio-techne.com

### **Bio-Techne Ltd**

19 Barton Lane  
Abingdon Science Park  
Abingdon, OX14 3NB, United Kingdom  
Phone: (44) (0) 1235 529449  
Free Phone: 0800 37 34 15  
Fax: (44) (0) 1235 533420  
info.EMEA@bio-techne.com

### **General Contact Information**

www.novusbio.com  
Technical Support: nb-technical@bio-techne.com  
Orders: nb-customerservice@bio-techne.com  
General: novus@novusbio.com

### **Products Related to NBP2-47840-0.1mg**

---

HAF007	Goat anti-Mouse IgG Secondary Antibody [HRP]
NB720-B	Rabbit anti-Mouse IgG (H+L) Secondary Antibody [Biotin]
NBP1-96981-0.5mg	Mouse IgG2a Kappa Isotype Control (M2AK)
NBP2-61455-10ug	Recombinant Human CD20 His Protein

---

### **Limitations**

This product is for research use only and is not approved for use in humans or in clinical diagnosis. Primary Antibodies are guaranteed for 1 year from date of receipt.

For more information on our 100% guarantee, please visit [www.novusbio.com/guarantee](http://www.novusbio.com/guarantee)

Earn gift cards/discounts by submitting a review: [www.novusbio.com/reviews/submit/NBP2-47840](http://www.novusbio.com/reviews/submit/NBP2-47840)

Earn gift cards/discounts by submitting a publication using this product:  
[www.novusbio.com/publications](http://www.novusbio.com/publications)

