# Product Datasheet

## ACSF2 Antibody - BSA Free
## NBP2-47558

Unit Size: 0.1 ml

Store at 4C short term. Aliquot and store at -20C long term. Avoid freeze-thaw cycles.

www.novusbio.com technical@novusbio.com

Protocols, Publications, Related Products, Reviews, Research Tools and Images at:
www.novusbio.com/NBP2-47558

Updated 12/2/2025 v.20.1

Earn rewards for product reviews and publications.
Submit a publication at www.novusbio.com/publications
Submit a review at www.novusbio.com/reviews/destination/NBP2-47558

# NBP2-47558

ACSF2 Antibody - BSA Free

| Product Information | |
|---|---|
| **Unit Size** | 0.1 ml |
| **Concentration** | Concentrations vary lot to lot. See vial label for concentration. If unlisted please contact technical services. |
| **Storage** | Store at 4C short term. Aliquot and store at -20C long term. Avoid freeze-thaw cycles. |
| **Clonality** | Polyclonal |
| **Preservative** | 0.02% Sodium Azide |
| **Isotype** | IgG |
| **Purity** | Affinity purified |
| **Buffer** | PBS (pH 7.2) and 40% Glycerol |

| Product Description | |
|---|---|
| **Description** | Novus Biologicals Rabbit ACSF2 Antibody - BSA Free (NBP2-47558) is a polyclonal antibody validated for use in IHC, WB, ICC/IF and Simple Western. All Novus Biologicals antibodies are covered by our 100% guarantee. |
| **Host** | Rabbit |
| **Gene ID** | 80221 |
| **Gene Symbol** | ACSF2 |
| **Species** | Human |
| **Reactivity Notes** | Immunogen displays the following percentage of sequence identity for non-tested species: Mouse (81%), Rat (81%) |
| **Immunogen** | This antibody was developed against a recombinant protein corresponding to amino acids: GTLAKLNTPGELCIRGYCVMLGYWGEPQKTEEAVDQDKWYWTGDVATMNEQGFCKIVGRSKDMIIRGGEN |

| Product Application Details | |
|---|---|
| **Applications** | Western Blot, Simple Western, Immunohistochemistry-Paraffin, Immunocytochemistry/ Immunofluorescence, Immunohistochemistry |
| **Recommended Dilutions** | Western Blot 0.04-0.4 ug/ml, Simple Western 1:20, Immunohistochemistry 1:1000 - 1:2500, Immunocytochemistry/ Immunofluorescence 0.25-2 ug/ml, Immunohistochemistry-Paraffin 1:1000 - 1:2500 |
| **Application Notes** | For IHC-Paraffin, HIER pH 6 retrieval is recommended. ICC/IF, Fixation Permeabilization: Use PFA/Triton X-100. |

## Images

| | |
|---|---|
| Immunohistochemistry-Paraffin: ACSF2 Antibody [NBP2-47558] - Staining in human kidney and smooth muscle tissues using anti-ACSF2 antibody. Corresponding ACSF2 RNA-seq data are presented for the same tissues. | 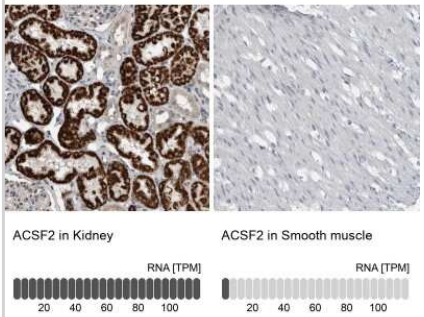  |
| Western Blot: ACSF2 Antibody [NBP2-47558] - Lane 1: Marker [kDa] 230, 130, 95, 72, 56, 36, 28, 17, 11. Lane 2: Human cell line RT-4. Lane 3: Human cell line U-251MG. | 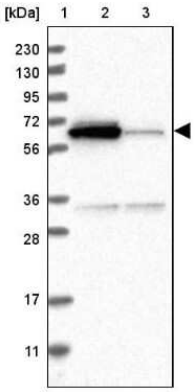  |
| Immunocytochemistry/Immunofluorescence: ACSF2 Antibody [NBP2-47558] - Immunofluorescent staining of human cell line U-2 OS shows localization to cytosol & microtubules. | 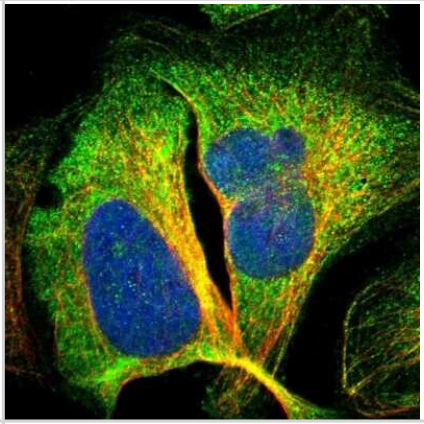 |
| Immunohistochemistry-Paraffin: ACSF2 Antibody [NBP2-47558] - Staining of human kidney shows high expression. | 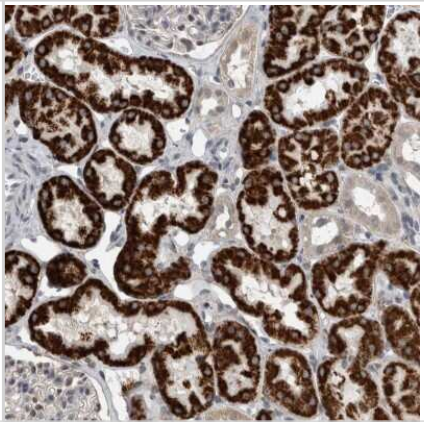 |

| | |
|---|---|
| Immunohistochemistry-Paraffin: ACSF2 Antibody [NBP2-47558] - Staining of human smooth muscle shows low expression as expected. | 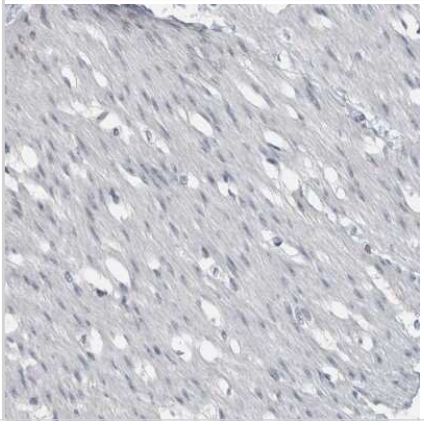 |

**Novus Biologicals USA**
10730 E. Briarwood Avenue
Centennial, CO 80112
USA
Phone: 303.730.1950
Toll Free: 1.888.506.6887
Fax: 303.730.1966
nb-customerservice@bio-techne.com

**Bio-Techne Canada**
21 Canmotor Ave
Toronto, ON M8Z 4E6
Canada
Phone: 905.827.6400
Toll Free: 855.668.8722
Fax: 905.827.6402
canada.inquires@bio-techne.com

**Bio-Techne Ltd**
19 Barton Lane
Abingdon Science Park
Abingdon, OX14 3NB, United Kingdom
Phone: (44) (0) 1235 529449
Free Phone: 0800 37 34 15
Fax: (44) (0) 1235 533420
info.EMEA@bio-techne.com

**General Contact Information**
www.novusbio.com
Technical Support: nb-technical@bio-techne.com
Orders: nb-customerservice@bio-techne.com
General: novus@novusbio.com

## Products Related to NBP2-47558

| | |
|---|---|
| NBP2-47558PEP | ACSF2 Recombinant Protein Antigen |
| NBP2-33376H | Blue Marker Antibody (6F4-F6) [HRP] |
| HAF008 | Goat anti-Rabbit IgG Secondary Antibody [HRP] |
| NB7160 | Goat anti-Rabbit IgG (H+L) Secondary Antibody [HRP] |
| NBP2-24891 | Rabbit IgG Isotype Control |

### Limitations
This product is for research use only and is not approved for use in humans or in clinical diagnosis. Primary Antibodies are guaranteed for 1 year from date of receipt.

**For more information on our 100% guarantee, please visit www.novusbio.com/guarantee**

**Earn gift cards/discounts by submitting a review: www.novusbio.com/reviews/submit/NBP2-47558**

**Earn gift cards/discounts by submitting a publication using this product: www.novusbio.com/publications**