

Product Datasheet

CD98 Antibody - BSA Free NBP2-47515

Unit Size: 0.1 ml

Store at 4C short term. Aliquot and store at -20C long term. Avoid freeze-thaw cycles.

www.novusbio.com



technical@novusbio.com

Protocols, Publications, Related Products, Reviews, Research Tools and Images at:
www.novusbio.com/NBP2-47515

Updated 9/9/2025 v.20.1

Earn rewards for product
reviews and publications.

Submit a publication at www.novusbio.com/publications

Submit a review at www.novusbio.com/reviews/destination/NBP2-47515



NBP2-47515

CD98 Antibody - BSA Free

Product Information

Unit Size	0.1 ml
Concentration	Concentrations vary lot to lot. See vial label for concentration. If unlisted please contact technical services.
Storage	Store at 4C short term. Aliquot and store at -20C long term. Avoid freeze-thaw cycles.
Clonality	Polyclonal
Preservative	0.02% Sodium Azide
Isotype	IgG
Purity	Immunogen affinity purified
Buffer	PBS (pH 7.2) and 40% Glycerol

Product Description

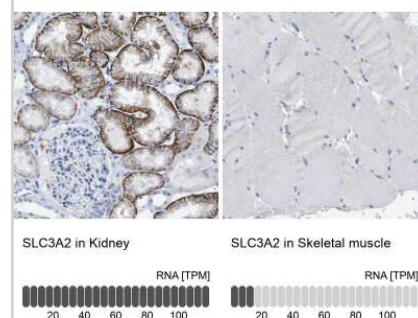
Description	Novus Biologicals Rabbit CD98 Antibody - BSA Free (NBP2-47515) is a polyclonal antibody validated for use in IHC, WB and ICC/IF. All Novus Biologicals antibodies are covered by our 100% guarantee.
Host	Rabbit
Gene ID	6520
Gene Symbol	SLC3A2
Species	Human
Immunogen	This antibody was developed against a recombinant protein corresponding to amino acids: KGRLDYLSSLKVKGLVLGPIHKNQKDDVAQTDLLQIDPNFGSKEDFDSLLQSAK KKSIRVILDTPNYRGNSWFSTQVDTVATKVKDALEFWLQAGVDGFGVVRDIEN LKDASSFLAEWQNITKGFSEDRLLIAGTNSSDL

Product Application Details

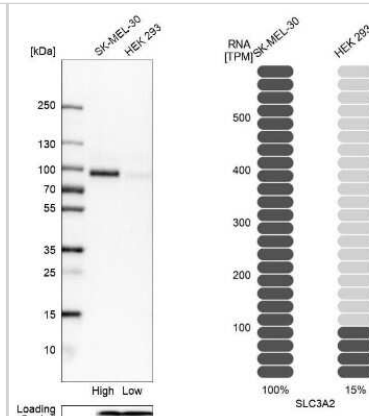
Applications	Western Blot, Immunohistochemistry-Paraffin, Immunocytochemistry/Immunofluorescence, Immunohistochemistry
Recommended Dilutions	Western Blot 0.04 - 0.4 ug/ml, Immunohistochemistry 1:1000 - 1:2500, Immunocytochemistry/ Immunofluorescence 0.25-2 ug/ml, Immunohistochemistry-Paraffin 1:1000 - 1:2500
Application Notes	For IHC-Paraffin, HIER pH 6 retrieval is recommended. ICC/IF Fixation Permeabilization: Use PFA/Triton X-100.

Images

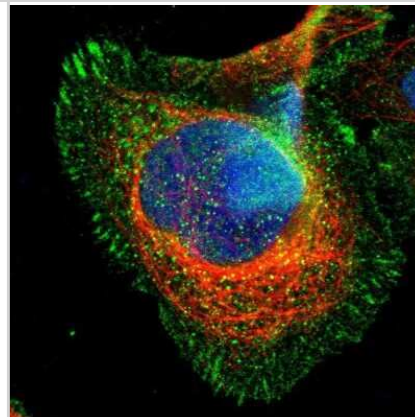
Immunohistochemistry-Paraffin: CD98 Antibody [NBP2-47515] - Analysis in human kidney and skeletal muscle tissues using NBP2-47515 antibody. Corresponding SLC3A2 RNA-seq data are presented for the same tissues.



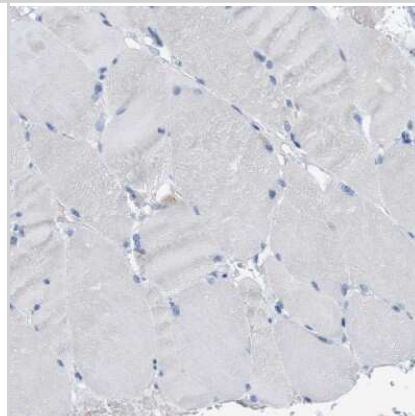
Western Blot: CD98 Antibody [NBP2-47515] - Analysis in human cell lines SK-MEL-30 and HEK293 using anti-SLC3A2 antibody. Corresponding SLC3A2 RNA-seq data are presented for the same cell lines. Loading control: anti-PFN1.



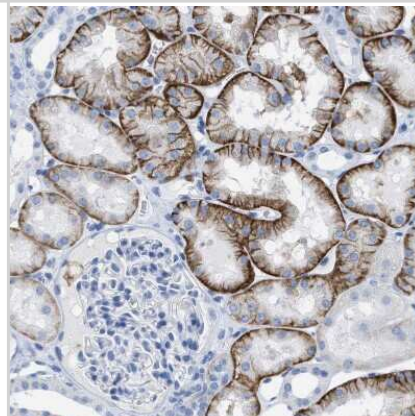
Immunocytochemistry/Immunofluorescence: CD98 Antibody [NBP2-47515] - Staining of human cell line U-2 OS shows localization to nucleus, plasma membrane and cytosol.



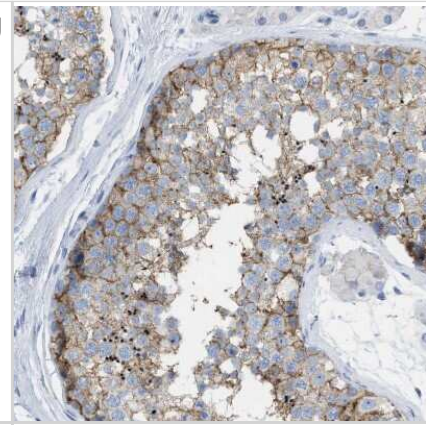
Immunohistochemistry-Paraffin: CD98 Antibody [NBP2-47515] - Staining of human skeletal muscle shows no positivity in myocytes as expected.



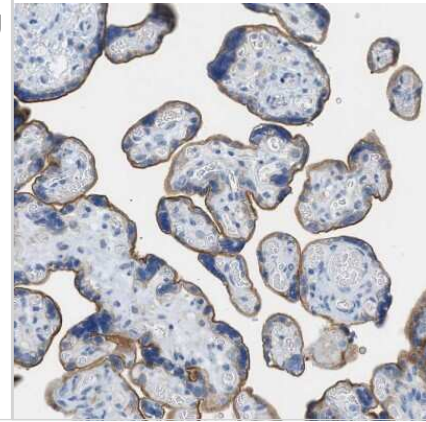
Immunohistochemistry-Paraffin: CD98 Antibody [NBP2-47515] - Staining of human kidney shows strong membranous positivity in cells in tubules.



Immunohistochemistry-Paraffin: CD98 Antibody [NBP2-47515] - Staining of human testis shows moderate membranous positivity in cells in seminiferous ducts.



Immunohistochemistry-Paraffin: CD98 Antibody [NBP2-47515] - Staining of human placenta shows moderate membranous positivity in trophoblastic cells.





Novus Biologicals USA

10730 E. Briarwood Avenue
Centennial, CO 80112
USA
Phone: 303.730.1950
Toll Free: 1.888.506.6887
Fax: 303.730.1966
nb-customerservice@bio-techne.com

Bio-Techne Canada

21 Canmotor Ave
Toronto, ON M8Z 4E6
Canada
Phone: 905.827.6400
Toll Free: 855.668.8722
Fax: 905.827.6402
canada.inquires@bio-techne.com

Bio-Techne Ltd

19 Barton Lane
Abingdon Science Park
Abingdon, OX14 3NB, United Kingdom
Phone: (44) (0) 1235 529449
Free Phone: 0800 37 34 15
Fax: (44) (0) 1235 533420
info.EMEA@bio-techne.com

General Contact Information

www.novusbio.com
Technical Support: nb-technical@bio-techne.com
Orders: nb-customerservice@bio-techne.com
General: novus@novusbio.com

Products Related to NBP2-47515

NBP2-47515PEP	CD98 Recombinant Protein Antigen
HAF008	Goat anti-Rabbit IgG Secondary Antibody [HRP]
NB7160	Goat anti-Rabbit IgG (H+L) Secondary Antibody [HRP]
NBP2-24891	Rabbit IgG Isotype Control

Limitations

This product is for research use only and is not approved for use in humans or in clinical diagnosis. Primary Antibodies are guaranteed for 1 year from date of receipt.

For more information on our 100% guarantee, please visit www.novusbio.com/guarantee

Earn gift cards/discounts by submitting a review: www.novusbio.com/reviews/submit/NBP2-47515

Earn gift cards/discounts by submitting a publication using this product:
www.novusbio.com/publications

