

# Product Datasheet

## Corneodesmosin Antibody - BSA Free NBP2-47501

Unit Size: 0.1 ml

Store at 4C short term. Aliquot and store at -20C long term. Avoid freeze-thaw cycles.

[www.novusbio.com](http://www.novusbio.com)



[technical@novusbio.com](mailto:technical@novusbio.com)

### Publications: 1

Protocols, Publications, Related Products, Reviews, Research Tools and Images at:  
[www.novusbio.com/NBP2-47501](http://www.novusbio.com/NBP2-47501)

Updated 3/4/2026 v.20.1

Earn rewards for product  
reviews and publications.

Submit a publication at [www.novusbio.com/publications](http://www.novusbio.com/publications)

Submit a review at [www.novusbio.com/reviews/destination/NBP2-47501](http://www.novusbio.com/reviews/destination/NBP2-47501)



**NBP2-47501**

Corneodesmosin Antibody - BSA Free

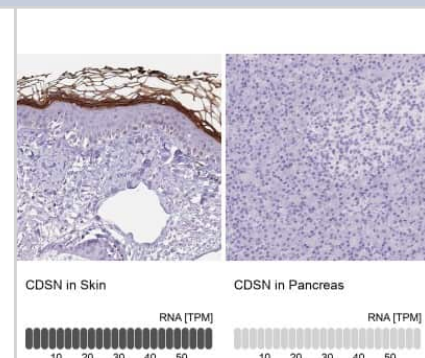
Product Information	
Unit Size	0.1 ml
Concentration	Concentrations vary lot to lot. See vial label for concentration. If unlisted please contact technical services.
Storage	Store at 4C short term. Aliquot and store at -20C long term. Avoid freeze-thaw cycles.
Clonality	Polyclonal
Preservative	0.02% Sodium Azide
Isotype	IgG
Purity	Affinity purified
Buffer	PBS (pH 7.2) and 40% Glycerol

Product Description	
Host	Rabbit
Gene ID	1041
Gene Symbol	CDSN
Species	Human
Immunogen	This antibody was developed against a recombinant protein corresponding to amino acids: SALPTNDNSYRGILNPSQPGQSSSSSQTFGVSSSGQSVSSNQRPCSSDIPDSP CSGGPIVSHSGPYIPSSHSVSGGQRPVVVVVDQHGSAGP

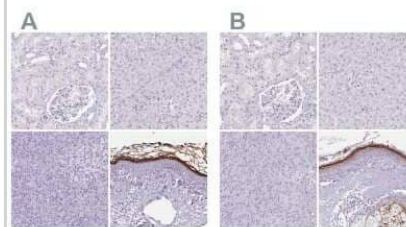
Product Application Details	
Applications	Immunohistochemistry-Paraffin, Immunocytochemistry/ Immunofluorescence, Immunohistochemistry
Recommended Dilutions	Immunohistochemistry 1:500 - 1:1000, Immunocytochemistry/ Immunofluorescence Reported in scientific literature (PMID:32218450), Immunohistochemistry-Paraffin 1:500 - 1:1000
Application Notes	For IHC-Paraffin, HIER pH 6 retrieval is recommended.

**Images**

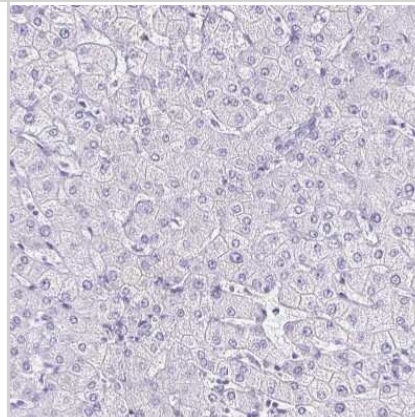
Immunohistochemistry-Paraffin: Corneodesmosin Antibody [NBP2-47501] - Staining in human skin and pancreas tissues using anti-CDSN antibody. Corresponding CDSN RNA-seq data are presented for the same tissues.



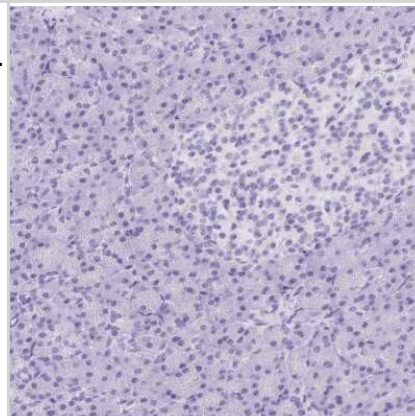
Immunohistochemistry-Paraffin: Corneodesmosin Antibody [NBP2-47501] - Staining of human kidney, liver, pancreas and skin using Anti-CDSN antibody NBP2-47501 (A) shows similar protein distribution across tissues to independent antibody NBP2-37942 (B).



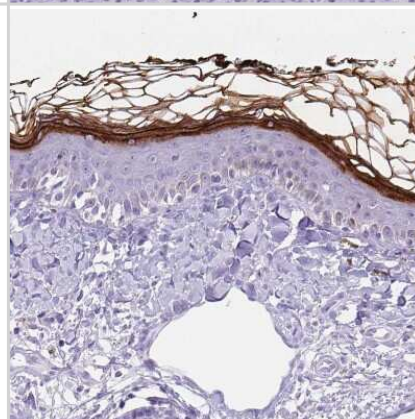
Immunohistochemistry-Paraffin: Corneodesmosin Antibody [NBP2-47501] - Staining of human liver shows no positivity in hepatocytes as expected.



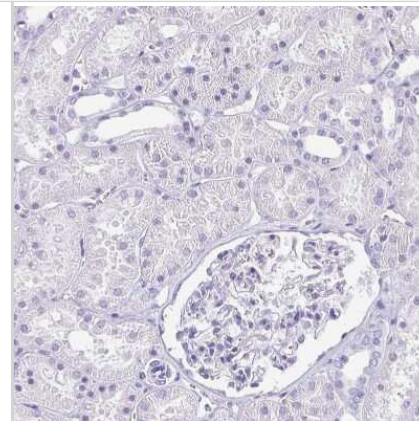
Immunohistochemistry-Paraffin: Corneodesmosin Antibody [NBP2-47501] - Staining of human pancreas shows low expression as expected.



Immunohistochemistry-Paraffin: Corneodesmosin Antibody [NBP2-47501] - Staining of human skin shows membranous positivity in stratum corneum and stratum granulosum.



Immunohistochemistry-Paraffin: Corneodesmosin Antibody [NBP2-47501] - Staining of human kidney shows no positivity in cells in tubules as expected.



## Publications

Ipponjima S, Umino Y, Nagayama M, Denda M Live imaging of alterations in cellular morphology and organelles during cornification using an epidermal equivalent model Sci Rep 2020-03-26 [PMID: 32218450] (ICC/IF, Human)



### **Novus Biologicals USA**

10730 E. Briarwood Avenue  
Centennial, CO 80112  
USA  
Phone: 303.730.1950  
Toll Free: 1.888.506.6887  
Fax: 303.730.1966  
nb-customerservice@bio-techne.com

### **Bio-Techne Canada**

21 Canmotor Ave  
Toronto, ON M8Z 4E6  
Canada  
Phone: 905.827.6400  
Toll Free: 855.668.8722  
Fax: 905.827.6402  
canada.inquires@bio-techne.com

### **Bio-Techne Ltd**

19 Barton Lane  
Abingdon Science Park  
Abingdon, OX14 3NB, United Kingdom  
Phone: (44) (0) 1235 529449  
Free Phone: 0800 37 34 15  
Fax: (44) (0) 1235 533420  
info.EMEA@bio-techne.com

### **General Contact Information**

www.novusbio.com  
Technical Support: nb-technical@bio-techne.com  
Orders: nb-customerservice@bio-techne.com  
General: novus@novusbio.com

### **Products Related to NBP2-47501**

---

NBP2-47501PEP	Corneodesmosin Recombinant Protein Antigen
HAF008	Goat anti-Rabbit IgG Secondary Antibody [HRP]
NB7160	Goat anti-Rabbit IgG (H+L) Secondary Antibody [HRP]
NBP2-24891	Rabbit IgG Isotype Control

---

### **Limitations**

This product is for research use only and is not approved for use in humans or in clinical diagnosis. Primary Antibodies are guaranteed for 1 year from date of receipt.

For more information on our 100% guarantee, please visit [www.novusbio.com/guarantee](http://www.novusbio.com/guarantee)

Earn gift cards/discounts by submitting a review: [www.novusbio.com/reviews/submit/NBP2-47501](http://www.novusbio.com/reviews/submit/NBP2-47501)

Earn gift cards/discounts by submitting a publication using this product:  
[www.novusbio.com/publications](http://www.novusbio.com/publications)

