

Product Datasheet

GSPT1 Antibody - BSA Free

NBP2-47442

Unit Size: 0.1 ml

Store at 4C short term. Aliquot and store at -20C long term. Avoid freeze-thaw cycles.

www.novusbio.com



technical@novusbio.com

Protocols, Publications, Related Products, Reviews, Research Tools and Images at:
www.novusbio.com/NBP2-47442

Updated 2/18/2026 v.20.1

Earn rewards for product
reviews and publications.

Submit a publication at www.novusbio.com/publications

Submit a review at www.novusbio.com/reviews/destination/NBP2-47442



NBP2-47442

GSPT1 Antibody - BSA Free


Product Information	
Unit Size	0.1 ml
Concentration	Concentrations vary lot to lot. See vial label for concentration. If unlisted please contact technical services.
Storage	Store at 4C short term. Aliquot and store at -20C long term. Avoid freeze-thaw cycles.
Clonality	Polyclonal
Preservative	0.02% Sodium Azide
Isotype	IgG
Purity	Affinity purified
Buffer	PBS (pH 7.2) and 40% Glycerol

Product Description	
Description	Novus Biologicals Rabbit GSPT1 Antibody - BSA Free (NBP2-47442) is a polyclonal antibody validated for use in IHC and WB. All Novus Biologicals antibodies are covered by our 100% guarantee.
Host	Rabbit
Gene ID	2935
Gene Symbol	GSPT1
Species	Human
Immunogen	This antibody was developed against a recombinant protein corresponding to amino acids: GGAANNHGAGSGAGGRAAPVESSQEEQSLCEGSNSAVS

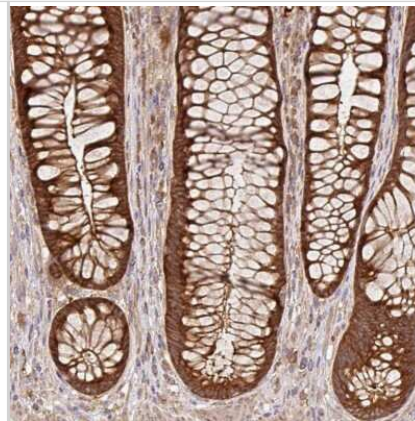
Product Application Details	
Applications	Western Blot, Immunohistochemistry-Paraffin, Immunohistochemistry, Knockdown Validated
Recommended Dilutions	Western Blot 0.04-0.4 ug/ml, Immunohistochemistry 1:200 - 1:500, Immunohistochemistry-Paraffin 1:200 - 1:500, Knockdown Validated
Application Notes	IHC-Paraffin, HIER pH 6 retrieval is recommended.

Images

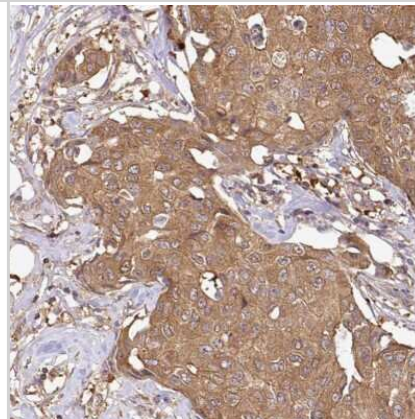
Western Blot: GSPT1 Antibody [NBP2-47442] - Analysis in EFO-21 cells transfected with control siRNA, target specific siRNA probe #1 and #2, using Anti-GSPT1 antibody. Remaining relative intensity is presented. Loading control: Anti-PARP1.



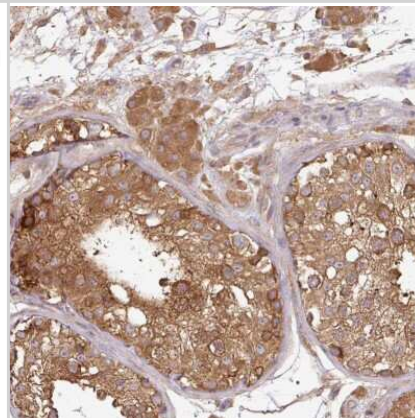
Immunohistochemistry-Paraffin: GSPT1 Antibody [NBP2-47442] -
Immunohistochemical staining of human rectum shows moderate to strong cytoplasmic positivity in glandular cells.



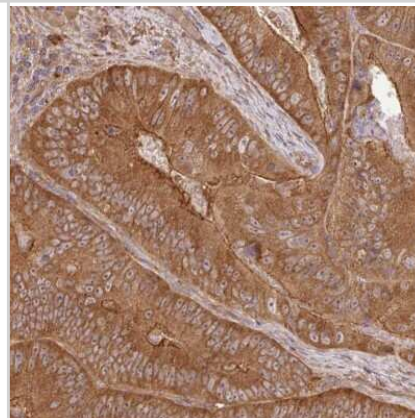
Immunohistochemistry-Paraffin: GSPT1 Antibody [NBP2-47442] -
Staining of human breast cancer shows moderate to strong cytoplasmic positivity in tumor cells.



Immunohistochemistry-Paraffin: GSPT1 Antibody [NBP2-47442] -
Immunohistochemical staining of human testis shows moderate to strong cytoplasmic positivity in cells in seminiferous ducts and Leydig cells.



Immunohistochemistry-Paraffin: GSPT1 Antibody [NBP2-47442] -
Immunohistochemical staining of human colorectal cancer shows moderate to strong cytoplasmic positivity in tumor cells.





Novus Biologicals USA

10730 E. Briarwood Avenue
Centennial, CO 80112
USA
Phone: 303.730.1950
Toll Free: 1.888.506.6887
Fax: 303.730.1966
nb-customerservice@bio-techne.com

Bio-Techne Canada

21 Canmotor Ave
Toronto, ON M8Z 4E6
Canada
Phone: 905.827.6400
Toll Free: 855.668.8722
Fax: 905.827.6402
canada.inquires@bio-techne.com

Bio-Techne Ltd

19 Barton Lane
Abingdon Science Park
Abingdon, OX14 3NB, United Kingdom
Phone: (44) (0) 1235 529449
Free Phone: 0800 37 34 15
Fax: (44) (0) 1235 533420
info.EMEA@bio-techne.com

General Contact Information

www.novusbio.com
Technical Support: nb-technical@bio-techne.com
Orders: nb-customerservice@bio-techne.com
General: novus@novusbio.com

Products Related to NBP2-47442

NBP2-47442PEP	GSPT1 Recombinant Protein Antigen
NBP2-33376H	Blue Marker Antibody (6F4-F6) [HRP]
HAF008	Goat anti-Rabbit IgG Secondary Antibody [HRP]
NB7160	Goat anti-Rabbit IgG (H+L) Secondary Antibody [HRP]
NBP2-24891	Rabbit IgG Isotype Control

Limitations

This product is for research use only and is not approved for use in humans or in clinical diagnosis. Primary Antibodies are guaranteed for 1 year from date of receipt.

For more information on our 100% guarantee, please visit www.novusbio.com/guarantee

Earn gift cards/discounts by submitting a review: www.novusbio.com/reviews/submit/NBP2-47442

Earn gift cards/discounts by submitting a publication using this product:
www.novusbio.com/publications

