

Product Datasheet

RRM2 Antibody - BSA Free NBP2-47294

Unit Size: 0.1 ml

Store at 4C short term. Aliquot and store at -20C long term. Avoid freeze-thaw cycles.

www.novusbio.com



technical@novusbio.com

Protocols, Publications, Related Products, Reviews, Research Tools and Images at:
www.novusbio.com/NBP2-47294

Updated 12/2/2025 v.20.1

Earn rewards for product
reviews and publications.

Submit a publication at www.novusbio.com/publications

Submit a review at www.novusbio.com/reviews/destination/NBP2-47294



NBP2-47294

RRM2 Antibody - BSA Free

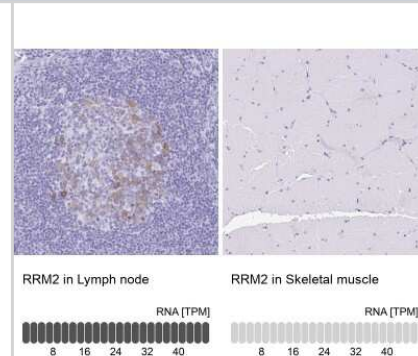
Product Information	
Unit Size	0.1 ml
Concentration	Concentrations vary lot to lot. See vial label for concentration. If unlisted please contact technical services.
Storage	Store at 4C short term. Aliquot and store at -20C long term. Avoid freeze-thaw cycles.
Clonality	Polyclonal
Preservative	0.02% Sodium Azide
Isotype	IgG
Purity	Affinity purified
Buffer	PBS (pH 7.2) and 40% Glycerol

Product Description	
Description	Novus Biologicals Rabbit RRM2 Antibody - BSA Free (NBP2-47294) is a polyclonal antibody validated for use in IHC, WB and ICC/IF. All Novus Biologicals antibodies are covered by our 100% guarantee.
Host	Rabbit
Gene ID	6241
Gene Symbol	RRM2
Species	Human
Immunogen	This antibody was developed against a recombinant protein corresponding to amino acids: LAPITDPQQQLQLSPLKGLSLVDKENTPPALSGTRVLASKTARRIFQEPTPEPKTKA AAPGVEDEPLLRE

Product Application Details	
Applications	Western Blot, Immunohistochemistry-Paraffin, Immunocytochemistry/Immunofluorescence, Immunohistochemistry
Recommended Dilutions	Western Blot 0.04-0.4 ug/ml, Immunohistochemistry 1:1000 - 1:2500, Immunocytochemistry/ Immunofluorescence 0.25-2 ug/ml, Immunohistochemistry-Paraffin 1:1000 - 1:2500
Application Notes	For IHC-Paraffin, HIER pH 6 retrieval is recommended. ICC/IF, Fixation Permeabilization: Use PFA/Triton X-100.

Images

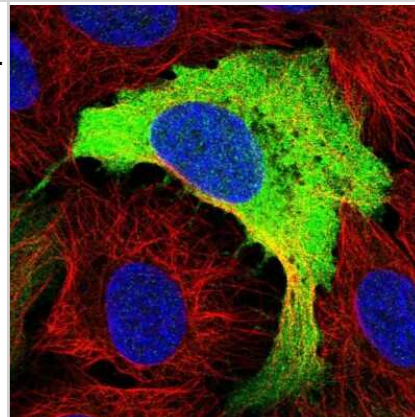
Immunohistochemistry-Paraffin: RRM2 Antibody [NBP2-47294] - Analysis in human lymph node and skeletal muscle tissues using NBP2-47294 antibody. Corresponding RRM2 RNA-seq data are presented for the same tissues.



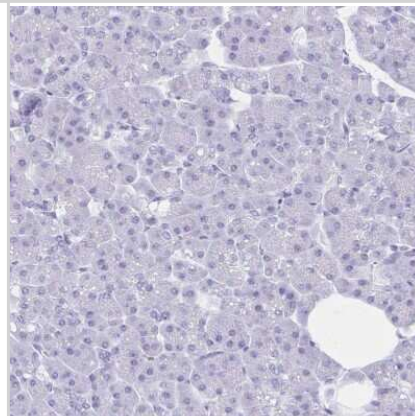
Western Blot: RRM2 Antibody [NBP2-47294] - Analysis in human cell lines U-251MG and SK-MEL-30 using anti-RRM2 antibody. Corresponding RRM2 RNA-seq data are presented for the same cell lines. Loading control: anti-PPIB.



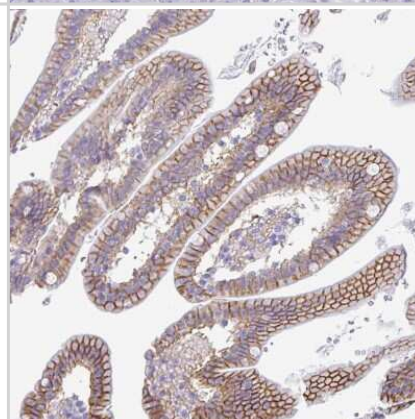
Immunocytochemistry/Immunofluorescence: RRM2 Antibody [NBP2-47294] - Staining of human cell line U-2 OS shows localization to cytosol.



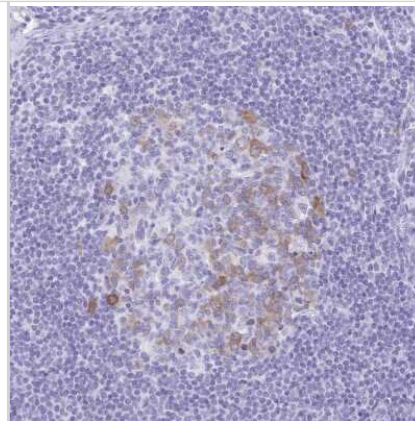
Immunohistochemistry-Paraffin: RRM2 Antibody [NBP2-47294] - Staining of human Pancreas shows no positivity in exocrine glandular cells as expected.



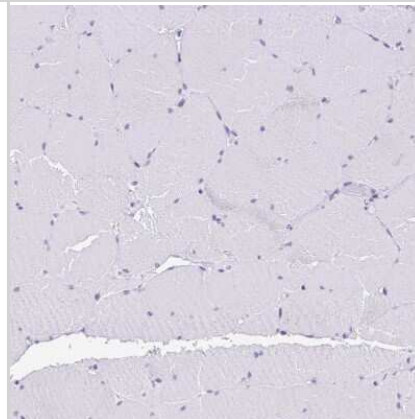
Immunohistochemistry-Paraffin: RRM2 Antibody [NBP2-47294] - Staining of human Duodenum shows moderate cytoplasmic and membranous positivity in glandular cells.



Immunohistochemistry-Paraffin: RRM2 Antibody [NBP2-47294] - Staining of human Lymph node shows moderate cytoplasmic positivity in germinal center and non-germinal center cells.



Immunohistochemistry-Paraffin: RRM2 Antibody [NBP2-47294] - Staining of human Skeletal muscle shows no positivity in myocytes as expected.





Novus Biologicals USA

10730 E. Briarwood Avenue
Centennial, CO 80112
USA
Phone: 303.730.1950
Toll Free: 1.888.506.6887
Fax: 303.730.1966
nb-customerservice@bio-techne.com

Bio-Techne Canada

21 Canmotor Ave
Toronto, ON M8Z 4E6
Canada
Phone: 905.827.6400
Toll Free: 855.668.8722
Fax: 905.827.6402
canada.inquires@bio-techne.com

Bio-Techne Ltd

19 Barton Lane
Abingdon Science Park
Abingdon, OX14 3NB, United Kingdom
Phone: (44) (0) 1235 529449
Free Phone: 0800 37 34 15
Fax: (44) (0) 1235 533420
info.EMEA@bio-techne.com

General Contact Information

www.novusbio.com
Technical Support: nb-technical@bio-techne.com
Orders: nb-customerservice@bio-techne.com
General: novus@novusbio.com

Products Related to NBP2-47294

NBP2-47294PEP	RRM2 Recombinant Protein Antigen
NBP2-33376H	Blue Marker Antibody (6F4-F6) [HRP]
HAF008	Goat anti-Rabbit IgG Secondary Antibody [HRP]
NB7160	Goat anti-Rabbit IgG (H+L) Secondary Antibody [HRP]
NBP2-24891	Rabbit IgG Isotype Control

Limitations

This product is for research use only and is not approved for use in humans or in clinical diagnosis. Primary Antibodies are guaranteed for 1 year from date of receipt.

For more information on our 100% guarantee, please visit www.novusbio.com/guarantee

Earn gift cards/discounts by submitting a review: www.novusbio.com/reviews/submit/NBP2-47294

Earn gift cards/discounts by submitting a publication using this product:
www.novusbio.com/publications

