

# Product Datasheet

## SLC3A1 Antibody - BSA Free NBP2-47272

Unit Size: 0.1 ml

Store at 4C short term. Aliquot and store at -20C long term. Avoid freeze-thaw cycles.

[www.novusbio.com](http://www.novusbio.com)



[technical@novusbio.com](mailto:technical@novusbio.com)

Protocols, Publications, Related Products, Reviews, Research Tools and Images at:  
[www.novusbio.com/NBP2-47272](http://www.novusbio.com/NBP2-47272)

Updated 2/3/2026 v.20.1

Earn rewards for product  
reviews and publications.

Submit a publication at [www.novusbio.com/publications](http://www.novusbio.com/publications)

Submit a review at [www.novusbio.com/reviews/destination/NBP2-47272](http://www.novusbio.com/reviews/destination/NBP2-47272)



**NBP2-47272**

SLC3A1 Antibody - BSA Free

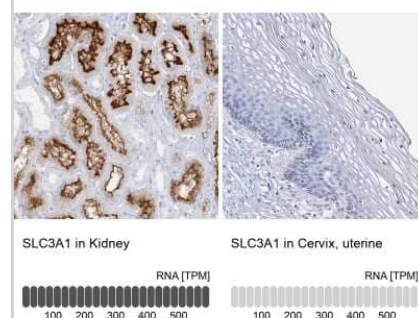
Product Information	
<b>Unit Size</b>	0.1 ml
<b>Concentration</b>	Concentrations vary lot to lot. See vial label for concentration. If unlisted please contact technical services.
<b>Storage</b>	Store at 4C short term. Aliquot and store at -20C long term. Avoid freeze-thaw cycles.
<b>Clonality</b>	Polyclonal
<b>Preservative</b>	0.02% Sodium Azide
<b>Isotype</b>	IgG
<b>Purity</b>	Affinity purified
<b>Buffer</b>	PBS (pH 7.2) and 40% Glycerol

Product Description	
<b>Description</b>	Novus Biologicals Rabbit SLC3A1 Antibody - BSA Free (NBP2-47272) is a polyclonal antibody validated for use in IHC and WB. All Novus Biologicals antibodies are covered by our 100% guarantee.
<b>Host</b>	Rabbit
<b>Gene ID</b>	6519
<b>Gene Symbol</b>	SLC3A1
<b>Species</b>	Human
<b>Reactivity Notes</b>	Immunogen displays the following percentage of sequence identity for non-tested species: Mouse (81%), Rat (82%)
<b>Immunogen</b>	This antibody was developed against a recombinant protein corresponding to amino acids: GNQYVNVNMNMLLFTLPGTPITYYGEEIGMGNIVAANLNESYDINTLRSKSPMQW DNSSNAGFSEASNTWLPTNSDYHTVNVVDVQKTQPRSAKLYQDLSLLHANELL LNRGWFCHLRNDSHYVVYTRELDGIDRIFIVVLNFGESTLLNL

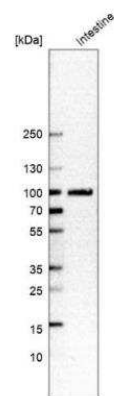
Product Application Details	
<b>Applications</b>	Western Blot, Immunohistochemistry-Paraffin, Immunohistochemistry
<b>Recommended Dilutions</b>	Western Blot 0.04-0.4 ug/ml, Immunohistochemistry 1:1000 - 1:2500, Immunohistochemistry-Paraffin 1:1000 - 1:2500
<b>Application Notes</b>	For IHC-Paraffin, HIER pH 6 retrieval is recommended.

**Images**

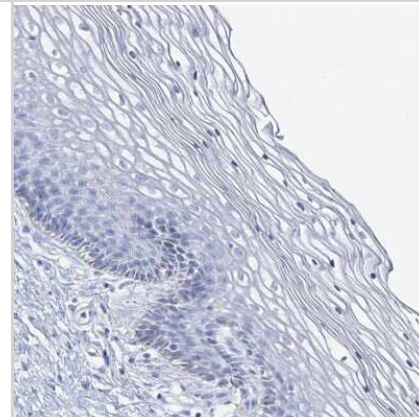
Immunohistochemistry-Paraffin: SLC3A1 Antibody [NBP2-47272] - Staining in human kidney and cervix, uterine tissues using anti-SLC3A1 antibody. Corresponding SLC3A1 RNA-seq data are presented for the same tissues.



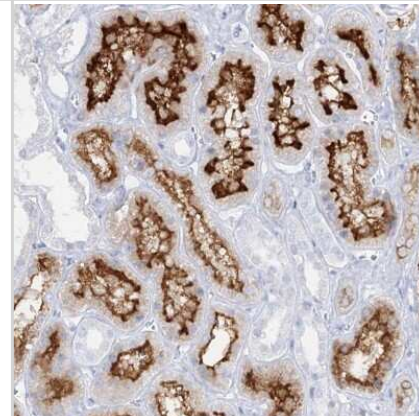
Western Blot: SLC3A1 Antibody [NBP2-47272] - Analysis in human small intestine tissue.



Immunohistochemistry-Paraffin: SLC3A1 Antibody [NBP2-47272] - Staining of human cervix, uterine shows low expression as expected.



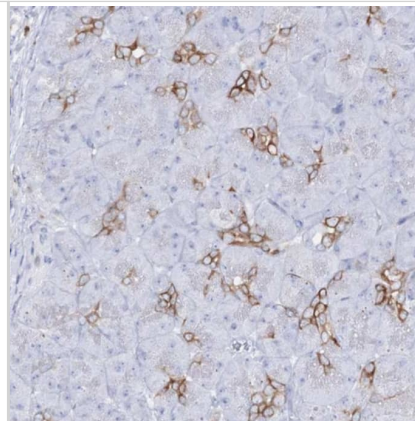
Immunohistochemistry-Paraffin: SLC3A1 Antibody [NBP2-47272] - Staining of human kidney shows strong cytoplasmic and membrane positivity in cells in tubules.



Staining of human small intestine shows strong positivity in apical membrane in glandular cells.



Staining of human pancreas shows moderate membranous positivity in intercalated ducts.





### **Novus Biologicals USA**

10730 E. Briarwood Avenue  
Centennial, CO 80112  
USA  
Phone: 303.730.1950  
Toll Free: 1.888.506.6887  
Fax: 303.730.1966  
nb-customerservice@bio-techne.com

### **Bio-Techne Canada**

21 Canmotor Ave  
Toronto, ON M8Z 4E6  
Canada  
Phone: 905.827.6400  
Toll Free: 855.668.8722  
Fax: 905.827.6402  
canada.inquires@bio-techne.com

### **Bio-Techne Ltd**

19 Barton Lane  
Abingdon Science Park  
Abingdon, OX14 3NB, United Kingdom  
Phone: (44) (0) 1235 529449  
Free Phone: 0800 37 34 15  
Fax: (44) (0) 1235 533420  
info.EMEA@bio-techne.com

### **General Contact Information**

www.novusbio.com  
Technical Support: nb-technical@bio-techne.com  
Orders: nb-customerservice@bio-techne.com  
General: novus@novusbio.com

### **Products Related to NBP2-47272**

---

NBP2-47272PEP	SLC3A1 Recombinant Protein Antigen
NBP2-33376H	Blue Marker Antibody (6F4-F6) [HRP]
HAF008	Goat anti-Rabbit IgG Secondary Antibody [HRP]
NB7160	Goat anti-Rabbit IgG (H+L) Secondary Antibody [HRP]
NBP2-24891	Rabbit IgG Isotype Control

---

### **Limitations**

This product is for research use only and is not approved for use in humans or in clinical diagnosis. Primary Antibodies are guaranteed for 1 year from date of receipt.

For more information on our 100% guarantee, please visit [www.novusbio.com/guarantee](http://www.novusbio.com/guarantee)

Earn gift cards/discounts by submitting a review: [www.novusbio.com/reviews/submit/NBP2-47272](http://www.novusbio.com/reviews/submit/NBP2-47272)

Earn gift cards/discounts by submitting a publication using this product:  
[www.novusbio.com/publications](http://www.novusbio.com/publications)

