

# Product Datasheet

## C9orf72 Antibody - BSA Free NBP2-47146

Unit Size: 0.1 ml

Store at 4C short term. Aliquot and store at -20C long term. Avoid freeze-thaw cycles.

[www.novusbio.com](http://www.novusbio.com)



[technical@novusbio.com](mailto:technical@novusbio.com)

Protocols, Publications, Related Products, Reviews, Research Tools and Images at:  
[www.novusbio.com/NBP2-47146](http://www.novusbio.com/NBP2-47146)

Updated 9/9/2025 v.20.1

Earn rewards for product  
reviews and publications.

Submit a publication at [www.novusbio.com/publications](http://www.novusbio.com/publications)

Submit a review at [www.novusbio.com/reviews/destination/NBP2-47146](http://www.novusbio.com/reviews/destination/NBP2-47146)



**NBP2-47146**

C9orf72 Antibody - BSA Free

Product Information	
Unit Size	0.1 ml
Concentration	1.0 mg/ml
Storage	Store at 4C short term. Aliquot and store at -20C long term. Avoid freeze-thaw cycles.
Clonality	Polyclonal
Preservative	0.05% Sodium Azide
Isotype	IgG
Purity	Immunogen affinity purified
Buffer	PBS and 30% Glycerol

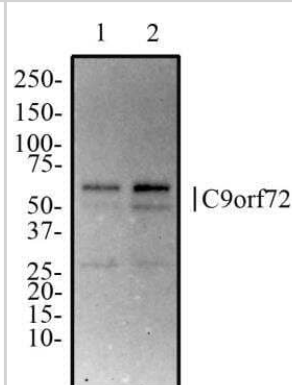
Product Description	
Description	Novus Biologicals Rabbit C9orf72 Antibody - BSA Free (NBP2-47146) is a polyclonal antibody validated for use in IHC, WB and ICC/IF. All Novus Biologicals antibodies are covered by our 100% guarantee.
Host	Rabbit
Gene ID	203228
Gene Symbol	C9orf72
Species	Human
Immunogen	A synthetic peptide made to an internal sequence of the human C9orf72 protein [UniProt Q96LT7].

Product Application Details	
Applications	Western Blot, Immunohistochemistry-Paraffin, Immunocytochemistry/Immunofluorescence, Immunohistochemistry
Recommended Dilutions	Western Blot 2.0 ug/ml, Immunohistochemistry, Immunocytochemistry/Immunofluorescence 1:100, Immunohistochemistry-Paraffin 1:300

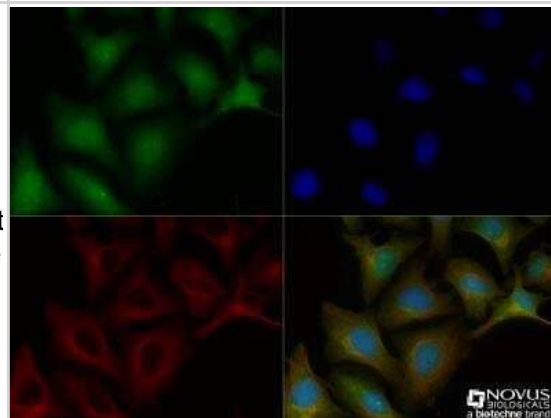


## Images

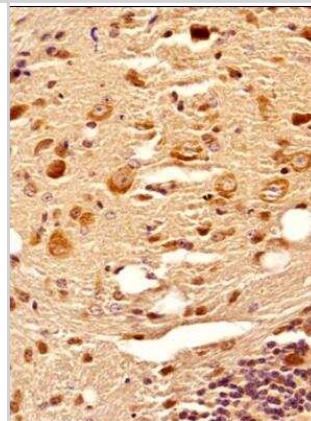
**Western Blot: C9orf72 Antibody [NBP2-47146]** - Western Blot Image of anti-C9orf72. Whole cell protein from SK-N-SH (lane 1) and SH-SY-5Y (lane 2) was separated on a 4-15% gel by SDS-PAGE, transferred to PVDF membrane and blocked in 5% non-fat milk in TBST. The membrane was probed with 2.0 ug/ml anti-hnRNP in 1% milk, and detected with an anti-rabbit HRP secondary antibody using chemiluminescence.



**Immunocytochemistry/Immunofluorescence: C9orf72 Antibody [NBP2-47146]** - HeLa cells were fixed for 10 minutes using 10% formalin and then permeabilized for 5 minutes using 1X TBS + 0.5% Triton-X100. The cells were incubated with anti-C9orf72 (NBP2-47146) at a 1:100 dilution overnight at 4C and detected with an anti-rabbit Dylight 488 (Green) at a 1:500 dilution. Alpha tubulin (DM1A) NB100-690 was used as a co-stain at a 1:1000 dilution and detected with an anti-mouse Dylight 550 (Red) at a 1:500 dilution. Nuclei were counterstained with DAPI (Blue). Cells were imaged using a 40X objective.



**Immunohistochemistry-Paraffin: C9orf72 Antibody [NBP2-47146]** - IHC analysis of a formalin fixed paraffin embedded tissue section of mouse brain using C9orf72 antibody (NBP2-47146) at 1:300 dilution with HRP-DAB detection and hematoxylin counterstaining. The antibody generated strong/specific cytoplasmic signal in the neurons and other cell types in the tested section.





### **Novus Biologicals USA**

10730 E. Briarwood Avenue  
Centennial, CO 80112  
USA  
Phone: 303.730.1950  
Toll Free: 1.888.506.6887  
Fax: 303.730.1966  
nb-customerservice@bio-techne.com

### **Bio-Techne Canada**

21 Canmotor Ave  
Toronto, ON M8Z 4E6  
Canada  
Phone: 905.827.6400  
Toll Free: 855.668.8722  
Fax: 905.827.6402  
canada.inquires@bio-techne.com

### **Bio-Techne Ltd**

19 Barton Lane  
Abingdon Science Park  
Abingdon, OX14 3NB, United Kingdom  
Phone: (44) (0) 1235 529449  
Free Phone: 0800 37 34 15  
Fax: (44) (0) 1235 533420  
info.EMEA@bio-techne.com

### **General Contact Information**

www.novusbio.com  
Technical Support: nb-technical@bio-techne.com  
Orders: nb-customerservice@bio-techne.com  
General: novus@novusbio.com

### **Products Related to NBP2-47146**

---

NBP2-33376H	Blue Marker Antibody (6F4-F6) [HRP]
HAF008	Goat anti-Rabbit IgG Secondary Antibody [HRP]
NB7160	Goat anti-Rabbit IgG (H+L) Secondary Antibody [HRP]
NBP2-24891	Rabbit IgG Isotype Control

---

### **Limitations**

This product is for research use only and is not approved for use in humans or in clinical diagnosis. Primary Antibodies are guaranteed for 1 year from date of receipt.

For more information on our 100% guarantee, please visit [www.novusbio.com/guarantee](http://www.novusbio.com/guarantee)

Earn gift cards/discounts by submitting a review: [www.novusbio.com/reviews/submit/NBP2-47146](http://www.novusbio.com/reviews/submit/NBP2-47146)

Earn gift cards/discounts by submitting a publication using this product:  
[www.novusbio.com/publications](http://www.novusbio.com/publications)

