

Product Datasheet

Surfactant Protein A Antibody - BSA Free NBP2-46679

Unit Size: 0.1 ml

Store at 4C short term. Aliquot and store at -20C long term. Avoid freeze-thaw cycles.

www.novusbio.com



technical@novusbio.com

Publications: 1

Protocols, Publications, Related Products, Reviews, Research Tools and Images at:
www.novusbio.com/NBP2-46679

Updated 12/2/2025 v.20.1

Earn rewards for product
reviews and publications.

Submit a publication at www.novusbio.com/publications

Submit a review at www.novusbio.com/reviews/destination/NBP2-46679



NBP2-46679

Surfactant Protein A Antibody - BSA Free

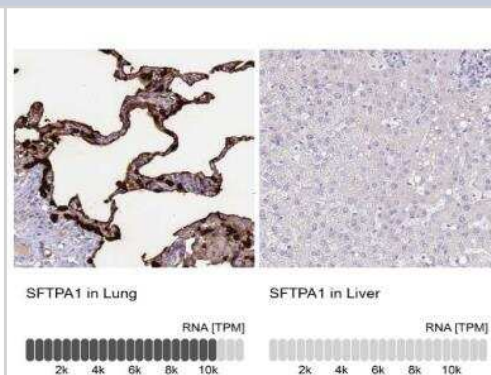
Product Information	
Unit Size	0.1 ml
Concentration	Concentrations vary lot to lot. See vial label for concentration. If unlisted please contact technical services.
Storage	Store at 4C short term. Aliquot and store at -20C long term. Avoid freeze-thaw cycles.
Clonality	Polyclonal
Preservative	0.02% Sodium Azide
Isotype	IgG
Purity	Affinity purified
Buffer	PBS (pH 7.2) and 40% Glycerol

Product Description	
Description	Novus Biologicals Rabbit Surfactant Protein A Antibody - BSA Free (NBP2-46679) is a polyclonal antibody validated for use in IHC and WB. Anti-Surfactant Protein A Antibody: Cited in 1 publication. All Novus Biologicals antibodies are covered by our 100% guarantee.
Host	Rabbit
Gene ID	653509
Gene Symbol	SFTPA1
Species	Human
Immunogen	This antibody was developed against Recombinant Protein corresponding to amino acids: PGLPAHLDEELQATLHDFRHHQILQTRGALSLQGSIMTVGEEKVFSSNGQSITFDAI QEACARA

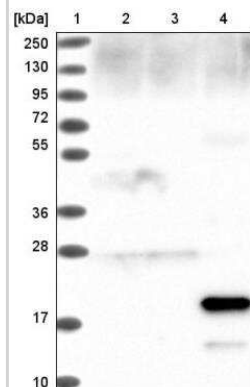
Product Application Details	
Applications	Western Blot, Immunohistochemistry-Paraffin, Immunohistochemistry
Recommended Dilutions	Western Blot 0.04-0.4 µg/ml, Immunohistochemistry 1:200 - 1:500, Immunohistochemistry-Paraffin 1:200 - 1:500
Application Notes	For IHC-Paraffin, HIER pH 6 retrieval is recommended.

Images

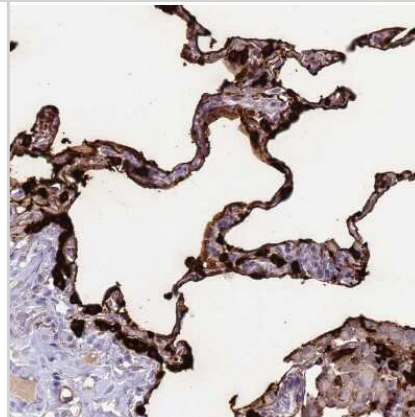
Immunohistochemistry-Paraffin: Surfactant Protein A Antibody [NBP2-46679] - Analysis in human lung and liver tissues using NBP2-46679 antibody. Corresponding SFTPA1 RNA-seq data are presented for the same tissues.



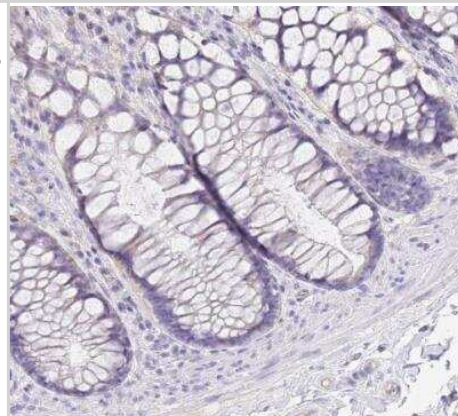
Western Blot: Surfactant Protein A Antibody [NBP2-46679] - Lane 1: Marker [kDa] 250, 130, 95, 72, 55, 36, 28, 17, 10, Lane 2: Human cell line RT-4, Lane 3: Human cell line U-251 MG, Lane 4: Human plasma



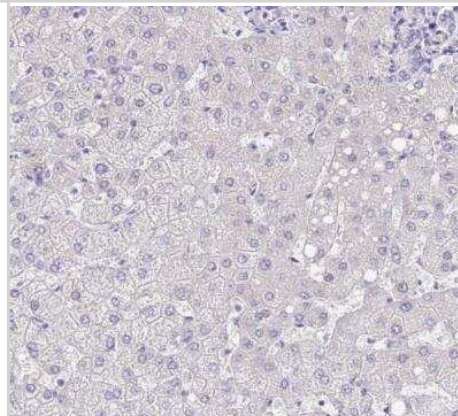
Immunohistochemistry-Paraffin: Surfactant Protein A Antibody [NBP2-46679] - Staining of human Lung shows strong cytoplasmic positivity in pneumocytes.



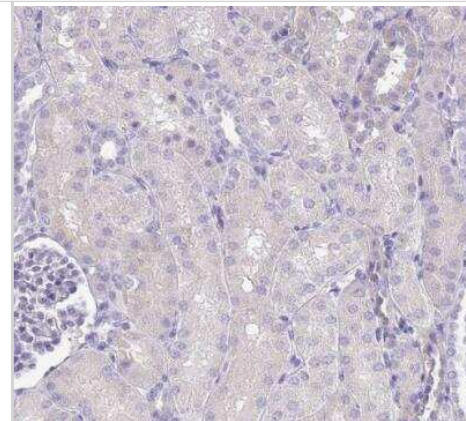
Immunohistochemistry-Paraffin: Surfactant Protein A Antibody [NBP2-46679] - Staining of human rectum shows no positivity in glanular cells as expected.



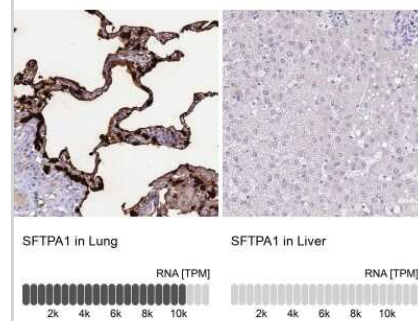
Immunohistochemistry-Paraffin: Surfactant Protein A Antibody [NBP2-46679] - Staining of human liver shows no positivity in hepatocytes as expected.



Immunohistochemistry-Paraffin: Surfactant Protein A Antibody [NBP2-46679] - Staining of human kidney shows no positivity in cells in tubules as expected.



Immunohistochemistry-Paraffin: Surfactant Protein A Antibody [NBP2-46679] - Analysis in human lung and liver tissues using NBP2-46679 antibody. Corresponding SFTPA1 RNA-seq data are presented for the same tissues.



Publications

Reisinger C, Salkner J, Risser D, Seltenhammer M Diagnosis of asphyxiation in advanced decomposed corpses by using Oil-Red-O Stain and immunohistochemical technology Legal Medicine 2023-02-01 [PMID: 36905850] (IHC-P, IHC-P)

Details:

Dilution used in IHC-P 1:500



Novus Biologicals USA

10730 E. Briarwood Avenue
Centennial, CO 80112
USA
Phone: 303.730.1950
Toll Free: 1.888.506.6887
Fax: 303.730.1966
nb-customerservice@bio-techne.com

Bio-Techne Canada

21 Canmotor Ave
Toronto, ON M8Z 4E6
Canada
Phone: 905.827.6400
Toll Free: 855.668.8722
Fax: 905.827.6402
canada.inquires@bio-techne.com

Bio-Techne Ltd

19 Barton Lane
Abingdon Science Park
Abingdon, OX14 3NB, United Kingdom
Phone: (44) (0) 1235 529449
Free Phone: 0800 37 34 15
Fax: (44) (0) 1235 533420
info.EMEA@bio-techne.com

General Contact Information

www.novusbio.com
Technical Support: nb-technical@bio-techne.com
Orders: nb-customerservice@bio-techne.com
General: novus@novusbio.com

Products Related to NBP2-46679

NBP2-46679PEP	Surfactant Protein A Recombinant Protein Antigen
NBP2-33376H	Blue Marker Antibody (6F4-F6) [HRP]
HAF008	Goat anti-Rabbit IgG Secondary Antibody [HRP]
NB7160	Goat anti-Rabbit IgG (H+L) Secondary Antibody [HRP]
NBP2-24891	Rabbit IgG Isotype Control

Limitations

This product is for research use only and is not approved for use in humans or in clinical diagnosis. Primary Antibodies are guaranteed for 1 year from date of receipt.

For more information on our 100% guarantee, please visit www.novusbio.com/guarantee

Earn gift cards/discounts by submitting a review: www.novusbio.com/reviews/submit/NBP2-46679

Earn gift cards/discounts by submitting a publication using this product:
www.novusbio.com/publications

