

Product Datasheet

SLC6A3/DAT1 Antibody (CL3123) - BSA Free NBP2-46649

Unit Size: 0.1 ml

Store at 4C short term. Aliquot and store at -20C long term. Avoid freeze-thaw cycles.

www.novusbio.com



technical@novusbio.com

Protocols, Publications, Related Products, Reviews, Research Tools and Images at:
www.novusbio.com/NBP2-46649

Updated 12/2/2025 v.20.1

Earn rewards for product
reviews and publications.

Submit a publication at www.novusbio.com/publications

Submit a review at www.novusbio.com/reviews/destination/NBP2-46649



NBP2-46649**SLC6A3/DAT1 Antibody (CL3123) - BSA Free**

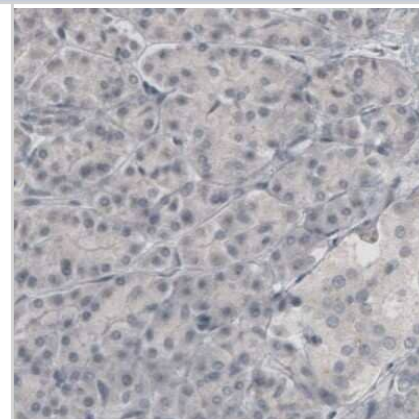
Product Information	
Unit Size	0.1 ml
Concentration	Concentrations vary lot to lot. See vial label for concentration. If unlisted please contact technical services.
Storage	Store at 4C short term. Aliquot and store at -20C long term. Avoid freeze-thaw cycles.
Clonality	Monoclonal
Clone	CL3123
Preservative	0.02% Sodium Azide
Isotype	IgG1
Purity	Protein A purified
Buffer	PBS (pH 7.2) and 40% Glycerol

Product Description	
Description	Novus Biologicals Mouse SLC6A3/DAT1 Antibody (CL3123) - BSA Free (NBP2-46649) is a monoclonal antibody validated for use in IHC. All Novus Biologicals antibodies are covered by our 100% guarantee.
Host	Mouse
Gene ID	6531
Gene Symbol	SLC6A3
Species	Human, Mouse, Rat
Reactivity Notes	Please note that this antibody is reactive to Mouse and derived from the same host, Mouse. Mouse-On-Mouse blocking reagent may be needed for IHC and ICC experiments to reduce high background signal. You can find these reagents under catalog numbers PK-2200-NB and MP-2400-NB. Please contact Technical Support if you have any questions
Immunogen	This antibody was developed using a recombinant protein derived from Q01959, with the exact immunogen sequence remaining proprietary.

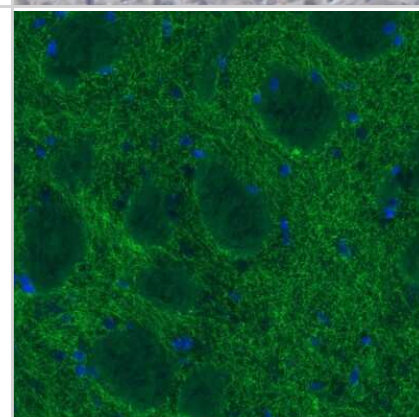
Product Application Details	
Applications	Immunohistochemistry-Paraffin, Immunohistochemistry
Recommended Dilutions	Immunohistochemistry 1:200 - 1:500, Immunohistochemistry-Paraffin 1:200 - 1:500
Application Notes	For IHC-Paraffin, HIER pH 6 retrieval is recommended.

Images

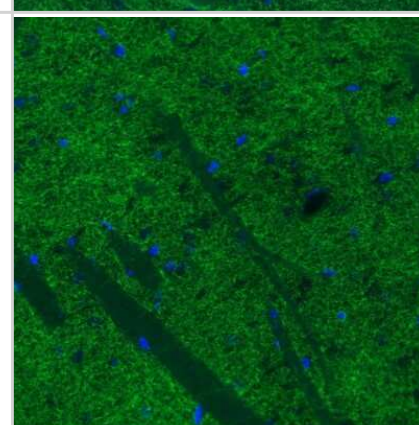
Immunohistochemistry-Paraffin: SLC6A3/DAT1 Antibody (3123) [NBP2-46649] - Analysis of human pancreas shows absence of immunoreactivity (negative control).



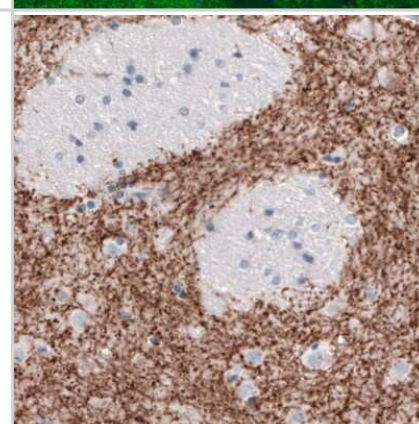
Immunohistochemistry: SLC6A3/DAT1 Antibody (3123) [NBP2-46649] - Staining of rat striatum shows strong immunoreactivity in dopaminergic fibers.



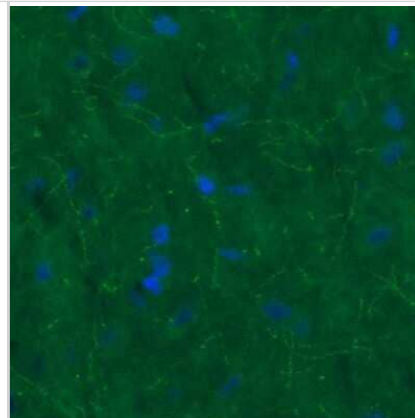
Immunohistochemistry: SLC6A3/DAT1 Antibody (3123) [NBP2-46649] - Staining of mouse striatum shows strong immunoreactivity in dopaminergic fibers.



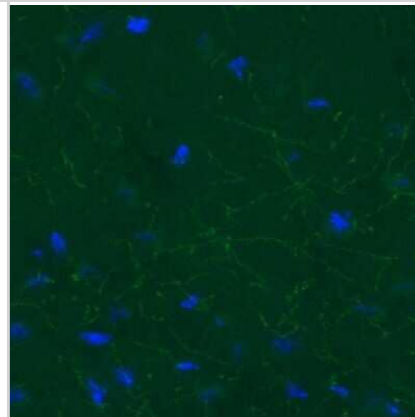
Immunohistochemistry-Paraffin: SLC6A3/DAT1 Antibody (3123) [NBP2-46649] - Staining of human caudate nucleus shows immunoreactivity in dopaminergic fibers.



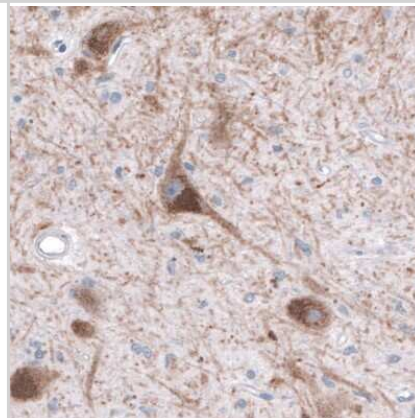
Immunohistochemistry: SLC6A3/DAT1 Antibody (3123) [NBP2-46649] - Staining of rat cerebral cortex shows positivity in dopaminergic fibers.



Immunohistochemistry: SLC6A3/DAT1 Antibody (3123) [NBP2-46649] - Staining of mouse cerebral cortex shows positivity in dopaminergic fibers.



Immunohistochemistry-Paraffin: SLC6A3/DAT1 Antibody (3123) [NBP2-46649] - Staining of human substantia nigra shows moderate immunoreactivity in dopamine neurons and fibers.





Novus Biologicals USA

10730 E. Briarwood Avenue
Centennial, CO 80112
USA
Phone: 303.730.1950
Toll Free: 1.888.506.6887
Fax: 303.730.1966
nb-customerservice@bio-techne.com

Bio-Techne Canada

21 Canmotor Ave
Toronto, ON M8Z 4E6
Canada
Phone: 905.827.6400
Toll Free: 855.668.8722
Fax: 905.827.6402
canada.inquires@bio-techne.com

Bio-Techne Ltd

19 Barton Lane
Abingdon Science Park
Abingdon, OX14 3NB, United Kingdom
Phone: (44) (0) 1235 529449
Free Phone: 0800 37 34 15
Fax: (44) (0) 1235 533420
info.EMEA@bio-techne.com

General Contact Information

www.novusbio.com
Technical Support: nb-technical@bio-techne.com
Orders: nb-customerservice@bio-techne.com
General: novus@novusbio.com

Products Related to NBP2-46649

NBP2-46649PEP	SLC6A3/DAT1 Recombinant Protein Antigen
HAF007	Goat anti-Mouse IgG Secondary Antibody [HRP]
NB7539	Goat anti-Mouse IgG (H+L) Secondary Antibody [HRP]
NBP1-97005-0.5mg	Mouse IgG1 Isotype Control (MG1)

Limitations

This product is for research use only and is not approved for use in humans or in clinical diagnosis. Primary Antibodies are guaranteed for 1 year from date of receipt.

For more information on our 100% guarantee, please visit www.novusbio.com/guarantee

Earn gift cards/discounts by submitting a review: www.novusbio.com/reviews/submit/NBP2-46649

Earn gift cards/discounts by submitting a publication using this product:
www.novusbio.com/publications

